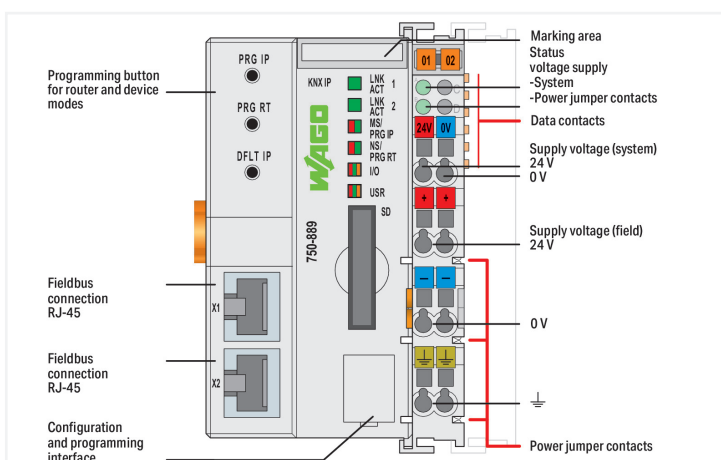


Color: ■ gray



This controller can accommodate up to two KNX logic devices at the same time.

- 1. In conjunction with the WAGO I/O System, the KNX IP Controller is used as a user-programmable application controller within KNX IP networks. The controller supports all digital, analog and specialty modules found within the 750/753 Series. The IEC 61131-3 programmable controller is capable of 10/100 Mbit/s data rates. KNX objects of any type (EIS/DPT) can be created using the programming tool. Libraries including pre-made function blocks are readily available on the WAGO Website for programming. The controller supports a maximum of 253 communication objects, as well as 254 group addresses and associations.
- 2. Combined with the KNX/EIB/TP1 Module, the 750-889 KNX IP Controller operates as a router on an IP backbone (ETHERNET). No IEC application is required for router functionality.
- Both devices are commissioned and configured via ETS software using the WAGO product database. The software includes a plug-in that automatically installs and opens for configuration.
- The KNX IP Controller features an integrated 2-port 10/100 Mbit/s switch, allowing a line structure to be easily created without additional network components. The maximum number of controllers that can be wired in series is 20.
- An internal server is available for Web-based applications.
- The controller provides 1024 KB program memory, 1024 KB data memory and 32 KB retain memory. It is capable of multitasking, has a battery-backed, real-time clock and is based on a 32-bit CPU.
- The controller offers many different application protocols for control tasks (MODBUS, KNXnet/IP) or for system management and diagnostics (HTTP, BootP, DHCP, DNS, AutoIP, SNTP, FTP, SNMP and SMTP).
- The number of KNX/EIB/TP1 Modules (750-646) supported by the KNX IP Controller does not depend on the application.

Notes

Note	The WAGO ETS3/4 plug-in is a component of the WAGO-ETS3 product databank and can be downloaded for free at www.wago.com .
------	---

Technical data

Communication	KNX IP Modbus (TCP, UDP) ETHERNET
ETHERNET protocols	HTTP BootP DHCP DNS AutoIP SNTP FTP SNMP V3 SMTP
Visualization	Web-Visu
CPU	32 bits
Programming languages per IEC 61131-3	Instruction List (IL) Ladder Diagram (LD) Function Block Diagram (FBD) Continuous Function Chart (CFC) Structured Text (ST) Sequential Function Chart (SFC)
Programming environment	WAGO-I/O-PRO V2.3 (based on CODESYS V2.3)
Configuration options	WAGO-I/O-CHECK Web-Based Management
Device specification	KNX/TP1 Bus Specification: 1.0
Network length (max.)	≤ 2000 m; max. 20 controllers in series
Baud rate (communication/fieldbus 1)	10/100 Mbit/s
Baud rate	10/100 Mbit/s
Bus segment length (max.)	100 m
Transmission medium (communication/fieldbus)	S-UTP; 100 Ω; Cat. 5
Program memory	1024 KB
Data memory	1024 KB
Non-volatile software memory	32 KB
Memory for fieldbus input variables (max.)	512 bytes
Memory for fieldbus output variables (max.)	512 bytes
Type of memory card	SD and SDHC up to 32 GB (all guaranteed properties only valid with WAGO's memory card)
Memory card slot	Push-push mechanism; cover lid (sealable)
Number of modules per node (max.)	250
Number of modules without a bus extension (max.)	64
Input and output process image (fieldbus) max.	1020 words/1020 words
Device-specific	Number of group addresses: 254; Number of communication objects: 253
Indicators	LED (LINK/ACT) green: Network connection via ports 1 ... 2; LED (MS/PRG IP, NS/PRG RT) red/green: IP device programming mode, router; LED (I/O, USR) red/green/orange: Local data bus status, status programmable by user; LED (A, B) green: System power supply status, field supply
Supply voltage (system)	24 VDC (-25 ... +30 %); via pluggable connector (CAGE CLAMP® connection)
Input current (typ.) at nominal load (24 V)	500 mA
Power supply efficiency (typ.) at nominal load (24 V)	90 %
Current consumption (5 V system supply)	450 mA
Total current (system supply)	1700 mA
Supply voltage (field)	24 VDC (-25 ... +30 %); via power jumper contacts
Current carrying capacity (power jumper contacts)	10 A
Number of outgoing power jumper contacts	3
Isolation	500 V system/field
KNX certified	IP Controller: 61/8316/08; IP Router: 61/8317/08

Connection data

Connection technology: communication/fieldbus	KNX IP: 2 x RJ-45; Modbus (TCP, UDP): 2 x RJ-45
Connection technology: system supply	2 x CAGE CLAMP®
Connection technology: field supply	6 x CAGE CLAMP®
Connection type 1	System/field supply
Solid conductor	0.08 ... 2.5 mm ² / 28 ... 14 AWG
Fine-stranded conductor	0.08 ... 2.5 mm ² / 28 ... 14 AWG
Strip length	8 ... 9 mm / 0.31 ... 0.35 inches
Connection technology: device configuration	1 x Male connector; 4-pole

Physical data

Width	61.5 mm / 2.421 inches
Height	100 mm / 3.937 inches
Depth	71.9 mm / 2.831 inches
Depth from upper-edge of DIN-rail	64.7 mm / 2.547 inches

Mechanical data

Weight	192 g
Color	gray
Housing material	Polycarbonate; polyamide 6.6
Conformity marking	CE

Environmental requirements

Ambient temperature (operation)	0 ... +55 °C
Ambient temperature (storage)	-25 ... +85 °C
Protection type	IP20
Pollution degree	2 per IEC 61131-2
Operating altitude	without temperature derating: 0 ... 2000 m; with temperature derating: 2000 ... 5000 m (0.5 K/100 m); 5000 m (max.)
Relative humidity (without condensation)	95 %
Mounting position	any
Mounting type	DIN-35 rail
Vibration resistance	4g per IEC 60068-2-6
Shock resistance	15g per IEC 60068-2-27
EMC immunity to interference	per EN 61000-6-2
EMC emission of interference	per EN 61000-6-3
Exposure to pollutants	per IEC 60068-2-42 and IEC 60068-2-43
Fire load	2.856 MJ
Permissible H ₂ S contaminant concentration at a relative humidity 75 %	10 ppm
Permissible SO ₂ contaminant concentration at a relative humidity 75 %	25 ppm

Commercial data

eCl@ss 10.0	27-24-26-07
eCl@ss 9.0	27-24-26-07
ETIM 8.0	EC000236
ETIM 7.0	EC000236
PU (SPU)	1 pcs
Packaging type	Box
Country of origin	DE
GTIN	4055143093330
Customs tariff number	8537109190

Environmental Product Compliance

CAS-No.	11120-22-2 12060-00-3 1303-86-2 1317-36-8 25550-51-0 693-98-1 7439-92-1 79-94-7
REACH Candidate List Substance	2,2',6,6'-tetrabromo-4,4'-isopropylidenediphenol 2-methylimidazole 4-Methyl-1,2-cyclohexanedicarboxylic anhydride Diboron trioxide Lead Lead monoxide Lead silicate Lead titanium oxide (PbTiO3)
RoHS Compliance Status	Compliant,With Exemption
RoHS Exemption	6(c) 7(a) 7(c)-I 7(c)-II
SCIP notification number (Bulgaria)	9793eec1-c150-4d81-9410-31c58838db9b
SCIP notification number (Czech Republic)	7a8111e3-7cea-40f7-9c8e-fced1566c9e4

Approvals / Certificates


General approvals **Declarations of conformity and manufacturer's declarations**



Approval	Standard	Certificate Name
EAC Brjansker Zertifizierungsstelle	TP TC 020/2011	EAC RU C-DE.AM02. B.00087/19
KC National Radio Research Agency	Article 58-2, Clause 3	MSIP-REM-W43-PFC750
UL Underwriters Laboratories Inc. (ORDINARY LOCATIONS)	UL 508	E175199 Sec.1

Approval	Standard	Certificate Name
EU-Declaration of Conformity WAGO GmbH & Co. KG	-	-

Approvals for marine applications



Approval	Standard	Certificate Name
ABS American Bureau of Shipping	-	22-2219060
BSH Bundesamt fuer Seeschifffahrt und Hydrographie	-	1104
DNV DNV GL SE	DNV-CG-0339,Aug.2021	TAA0000194
LR Lloyds Register EMEA	-	LR22180952TA
PRS Polski Rejestr Statków	-	TE/2236/880590/19
RINA RINA Germany GmbH	-	ELE343521XG001

Approvals for hazardous areas



Approval	Standard	Certificate Name
UL Underwriters Laboratories Inc. (HAZARDOUS LOCATIONS)	UL 121201	E198726 Sec.1

Downloads


Environmental Product Compliance


Compliance Search


Environmental Product
Compliance 750-889


Documentation

Manual

Product Manual WAGO ETS Plug-in (Product Data Base)	V 3.0.1	pdf	2808.44 KB	
---	---------	-----	------------	---


System Manual WAGO I/O System 750/753	V 3.3.3 29.08.2023	pdf	8512.61 KB	
---------------------------------------	-----------------------	-----	------------	---

System Manual Series 750/753				
------------------------------	--	--	--	---


Product Manual KNX IP Controller	V 1.0.2	pdf	16081.30 KB	
----------------------------------	---------	-----	-------------	---

System Description

Overview on WAGO-I/O-SYSTEM 750 approvals		pdf	770.48 KB	
---	--	-----	-----------	---


750 Controller, General Product Information		pdf	507.50 KB	
---	--	-----	-----------	---

Additional Information

WAGO KNX Concept	V 1.1.1	pdf	2991.23 KB	
------------------	---------	-----	------------	--

Bid Text

750-889	19.05.2015	doc	34.50 KB	
---------	------------	-----	----------	--


750-889	19.02.2019	xml	9.08 KB	
---------	------------	-----	---------	---


ausschreiben.de 750-889				
-------------------------	--	--	--	---


Application Notes

Application Note CoDeSys 2.3


KNX Function Macros	V 2020-05-12 12.05.2020	zip	117795.22 KB	
---------------------	----------------------------	-----	--------------	---

HART Tool Routing via ETHERNET with 750-820x/750-88x and CODESYS 2.3 (a116120)	1.0.0 22.03.2019	pdf	3798.36 KB	
--	---------------------	-----	------------	---


Application Note PowerMeasurement_03 Library	19.01.2011 19.03.2012	zip	932.08 KB	
--	--------------------------	-----	-----------	---

Application Note DaylightSaving	02.04.07 08.11.2011	zip	666.41 KB	
---------------------------------	------------------------	-----	-----------	---

Application Note: DMX_02	26.04.2017 26.04.2017	zip	733.43 KB	
--------------------------	--------------------------	-----	-----------	---


HVAC System Macros	10.03.2017 15.03.2019	zip	13252.92 KB	
--------------------	--------------------------	-----	-------------	---


Application Note: Mp-Bus_03 Library	2020-08-14 14.08.2020	zip	513.66 KB	
-------------------------------------	--------------------------	-----	-----------	---

Connection of a Thermokon Thanos SR L MODBUS room control unit to the WAGO-I/O-SYSTEM	02.05.2013 13.05.2013	zip	305.89 KB	
---	--------------------------	-----	-----------	---


Application Note CoDeSys 2.3


Anbindung der HKW-Elektronik Wetterprognose-Station WS-K xx T ModBus	1.1 07.07.2017	zip	762.78 KB	
--	-------------------	-----	-----------	---


Application Note Scheduler_03.lib	20.05.2011 20.05.2011	zip	1717.92 KB	
-----------------------------------	--------------------------	-----	------------	---


Application Note Connecting with an iPod Touch	30.03.2011 28.10.2011	zip	428.79 KB	
--	--------------------------	-----	-----------	---

GRUNDFOS GENiBus interface, application note	20.03.2017 20.03.2017	zip	279.86 KB	
--	--------------------------	-----	-----------	---

Connection of Thermokon Multi-function room control units WRF 08	10.04.2019 10.04.2019	zip	855.84 KB	
--	--------------------------	-----	-----------	---

Connection of DMX devices to the WAGO-I/O-SYSTEM via the ArtNet-DMX STAGE-PROFI 1.1	11.01.2013 11.01.2013	zip	1450.63 KB	
---	--------------------------	-----	------------	---

Connection of Thermokon Multi-function room control units WRF 06	10.04.2019 08.04.2016	zip	826.10 KB	
--	--------------------------	-----	-----------	---

Application Note for the 750-494 3-Phase Power Measurement Module	24.01.2014 11.11.2014	zip	1629.99 KB	
---	--------------------------	-----	------------	---

Application Note CoDeSys 2.3

Application Note KNX StarterKit3	13.11.2014 13.11.2014	zip 30180.15 KB	↓
Application Note: EnOcean_06 Library	30.11.2016 30.11.2016	zip 822.25 KB	↓
Application Note for the 750-495 3-Phase Power Measurement Module	24.01.2014 24.01.2014	zip 1806.18 KB	↓
Application Note Weather Station Elsner P03 Modbus	01.12.2011 28.10.2011	zip 269.09 KB	↓
Application note: DALI 753-647 Configuration Interface	1.0.2 29.04.2019	zip 3032.71 KB	↓
HLK-Anlagenmakros für TRIC	2015-07-10 10.07.2015	zip 74963.43 KB	↓
Application Note Library ModuleAccess_01	05.01.2016 29.01.2016	zip 1001.22 KB	↓

CAD/CAE-Data

CAD data	CAE data
2D/3D Models 750-889 ↓	EPLAN Data Portal 750-889 ↓
	WSCAD Universe 750-889 ↓
	ZUKEN Portal 750-889 ↓

Engineering-Software

Configuration and Commissioning Software			
WAGO-IO-PRO Demo-Version (759-912) / Serie 750, 758 und 762	V 2.3.9.68 17.02.2022	zip 122524.17 KB	↓
(759-316) WAGO Ethernet Settings / Serie 750	06.18.01.01 02.09.2021	zip 26678.54 KB	↓
WAGOupload	1.16.1.0 02.02.2022	zip 12111.45 KB	↓

Runtime Software

Firmware			
0750-0889, Controller KNX IP	V 17 22.07.2022	zip 1498.13 KB	↓

Libraries

Product database			
WAGO product database for KNX Router 750-889 / 750-849 + 753-646	2.0.373.598 26.11.2016	zip 40.47 KB	↓

Library			
WAGO_Datalogger_02.lib	2.7 20.05.2020	zip 662.90 KB	↓

1 Compatible Products

1.1 Required Accessories

1.1.1 Memory card

1.1.1.1 Memory card



Item No.: 758-879/000-2108

Memory Card SD; pSLC-NAND; 8 GB; Temperature range: -40 to 90°C

Item No.: 758-879/000-001

Memory Card SD; SLC-NAND; 2 GByte; Temperature from -40 to 90 °C

1.2 Optional Accessories

1.2.1 Cables and connectors

1.2.1.1 Connector plug



Item No.: 750-979/000-011

Connector ETHERNET; RJ-45; Cat. 6A; angled; Code T568A; AWG 22; Strain relief

Item No.: 750-979/000-021

Connector ETHERNET; RJ-45; Cat. 6A; angled; Code T568A; AWG 24; Strain relief

Item No.: 750-979/000-012

Connector ETHERNET; RJ-45; Cat. 6A; angled; Code T568B; AWG 22; Strain relief

Item No.: 750-979/000-022

Connector ETHERNET; RJ-45; Cat. 6A; angled; Code T568B; AWG 24; Strain relief



Item No.: 750-977/000-011

Connector ETHERNET; RJ-45; Cat. 6A; straight; Code T568A; AWG 22

Item No.: 750-978/000-011

Connector ETHERNET; RJ-45; Cat. 6A; straight; Code T568A; AWG 22; Strain relief

Item No.: 750-977/000-021

Connector ETHERNET; RJ-45; Cat. 6A; straight; Code T568A; AWG 24

Item No.: 750-978/000-021

Connector ETHERNET; RJ-45; Cat. 6A; straight; Code T568A; AWG 24; Strain relief



Item No.: 750-977/000-012

Connector ETHERNET; RJ-45; Cat. 6A; straight; Code T568B; AWG 22

Item No.: 750-978/000-012

Connector ETHERNET; RJ-45; Cat. 6A; straight; Code T568B; AWG 22; Strain relief

Item No.: 750-977/000-022

Connector ETHERNET; RJ-45; Cat. 6A; straight; Code T568B; AWG 24

Item No.: 750-978/000-022

Connector ETHERNET; RJ-45; Cat. 6A; straight; Code T568B; AWG 24; Strain relief



Item No.: 750-975

ETHERNET RJ-45 connector, IP20; ETHERNET 10/100 Mbit/s; for field assembly

1.2.2 Communication

1.2.2.1 Communication cable



Item No.: 750-923

Configuration cable; USB connector;
Length: 2.5 m

Item No.: 750-923/000-001

Configuration cable; USB connector;
Length: 5 m

1.2.3 DIN-rail

1.2.3.1 Mounting accessories



Item No.: 210-196

Aluminum carrier rail; 35 x 8.2 mm; 1.6 mm thick; 2 m long; unslotted; similar to EN 60715; silver-colored

Item No.: 210-198

Copper carrier rail; 35 x 15 mm; 2.3 mm thick; 2 m long; unslotted; according to EN 60715; copper-colored

Item No.: 210-508

Steel carrier rail; 35 x 15 mm; 1.5 mm thick; 2 m long; slotted; galvanized; similar to EN 60715; silver-colored

Item No.: 210-197

Steel carrier rail; 35 x 15 mm; 1.5 mm thick; 2 m long; slotted; similar to EN 60715; silver-colored



Item No.: 210-506

Steel carrier rail; 35 x 15 mm; 1.5 mm thick; 2 m long; unslotted; galvanized; similar to EN 60715; silver-colored

Item No.: 210-114

Steel carrier rail; 35 x 15 mm; 1.5 mm thick; 2 m long; unslotted; similar to EN 60715; silver-colored

Item No.: 210-118

Steel carrier rail; 35 x 15 mm; 2.3 mm thick; 2 m long; unslotted; according to EN 60715; silver-colored

Item No.: 210-115

Steel carrier rail; 35 x 7.5 mm; 1 mm thick; 2 m long; slotted; according to EN 60715; "Hole width 18 mm; silver-colored



Item No.: 210-112

Steel carrier rail; 35 x 7.5 mm; 1 mm thick; 2 m long; slotted; according to EN 60715; "Hole width 25 mm; silver-colored

Item No.: 210-504

Steel carrier rail; 35 x 7.5 mm; 1 mm thick; 2 m long; slotted; galvanized; according to EN 60715; silver-colored

Item No.: 210-113

Steel carrier rail; 35 x 7.5 mm; 1 mm thick; 2 m long; unslotted; according to EN 60715; silver-colored

Item No.: 210-505

Steel carrier rail; 35 x 7.5 mm; 1 mm thick; 2 m long; unslotted; galvanized; according to EN 60715; silver-colored

1.2.4 Marking

1.2.4.1 Group marker carrier



Item No.: 750-106

Group marker carrier

1.2.4.2 Marker



Item No.: 750-100

Marker card; as a DIN A4 sheet; plain

Item No.: 2009-145/000-006

Mini-WSB Inline; for Smart Printer; 1700 pieces on roll; stretchable 5 - 5.2 mm; plain; snap-on type; blue

Item No.: 2009-145/000-007

Mini-WSB Inline; for Smart Printer; 1700 pieces on roll; stretchable 5 - 5.2 mm; plain; snap-on type; gray

Item No.: 2009-145/000-023

Mini-WSB Inline; for Smart Printer; 1700 pieces on roll; stretchable 5 - 5.2 mm; plain; snap-on type; green



Item No.: 2009-145/000-012

Mini-WSB Inline; for Smart Printer; 1700 pieces on roll; stretchable 5 - 5.2 mm; plain; snap-on type; orange

Item No.: 2009-145/000-005

Mini-WSB Inline; for Smart Printer; 1700 pieces on roll; stretchable 5 - 5.2 mm; plain; snap-on type; red

Item No.: 2009-145/000-024

Mini-WSB Inline; for Smart Printer; 1700 pieces on roll; stretchable 5 - 5.2 mm; plain; snap-on type; violet

Item No.: 2009-145

Mini-WSB Inline; for Smart Printer; 1700 pieces on roll; stretchable 5 - 5.2 mm; plain; snap-on type; white



Item No.: 2009-145/000-002

Mini-WSB Inline; for Smart Printer; 1700 pieces on roll; stretchable 5 - 5.2 mm; plain; snap-on type; yellow

Item No.: 248-501/000-006

Mini-WSB marking card; as card; not stretchable; plain; snap-on type; blue

Item No.: 248-501/000-007

Mini-WSB marking card; as card; not stretchable; plain; snap-on type; gray

Item No.: 248-501/000-023

Mini-WSB marking card; as card; not stretchable; plain; snap-on type; green

1.2.4.2 Marker



Item No.: 248-501/000-017
Mini-WSB marking card; as card; not stretchable; plain; snap-on type; light green

Item No.: 248-501/000-012
Mini-WSB marking card; as card; not stretchable; plain; snap-on type; orange

Item No.: 248-501/000-005
Mini-WSB marking card; as card; not stretchable; plain; snap-on type; red

Item No.: 248-501/000-024
Mini-WSB marking card; as card; not stretchable; plain; snap-on type; violet



Item No.: 248-501
Mini-WSB marking card; as card; not stretchable; plain; snap-on type; white

Item No.: 248-501/000-002
Mini-WSB marking card; as card; not stretchable; plain; snap-on type; yellow

1.2.4.3 Marker carrier



Item No.: 750-103
Group marker carrier

1.2.5 Shield termination

1.2.5.1 Shield clamping saddles



Item No.: 790-108
Shield clamping saddle; 11 mm wide; diameter of compatible conductor; 3 ... 8 mm

Item No.: 790-208
Shield clamping saddle; 12.4 mm wide; 3 ... 8 mm

Item No.: 790-116
Shield clamping saddle; 19 mm wide; diameter of compatible conductor; 7 ... 16 mm

Item No.: 790-216
Shield clamping saddle; 21.8 mm wide; 6 ... 16 mm



Item No.: 790-124
Shield clamping saddle; 27 mm wide; diameter of compatible conductor; 6 ... 24 mm

Item No.: 790-220
Shield clamping saddle; 30 mm wide; 6 ... 20 mm

Item No.: 790-140
Shield clamping saddle; diameter of compatible conductor

1.2.6 Software

1.2.6.1 Basic version



Item No.: 759-333
WAGO-I/O-PRO

Item No.: 759-333/000-923
WAGO-I/O-PRO; USB-Set

1.2.7 System enclosure

1.2.7.1 System enclosure



Item No.: 850-825
IP65 enclosure; Aluminium (RAL 7032); WxHxD (160x100x160 mm); 9 x M12, 4 x M20

Item No.: 850-826
IP65 enclosure; Aluminium (RAL 7032); WxHxD (240x100x160 mm); 4 x M20, 4 x M16, 14 x M12 cable grip

Item No.: 850-827
IP65 enclosure; Aluminium (RAL 7032); WxHxD (320x100x160 mm); 4 x M20, 8 x M16, 17 x M12 cable grip

Item No.: 850-828
IP65 enclosure; Aluminium (RAL 7032); WxHxD (480x100x160 mm); 4 x M20, 10 x M16, 35 x M12 cable grip



Item No.: 850-826/002-000
IP65 enclosure; Aluminium (RAL 7035); WxHxD (240x100x160 mm); 4 x M20, 4 x M16, 14 x M12 cable grip

Item No.: 850-827/002-000
IP65 enclosure; Aluminium (RAL 7035); WxHxD (320x100x160 mm); 4 x M20, 8 x M16, 17 x M12 cable grip

Item No.: 850-828/002-000
IP65 enclosure; Aluminium (RAL 7035); WxHxD (480x100x160 mm); 4 x M20, 10 x M16, 35 x M12 cable grip

Item No.: 850-834
IP65 enclosure; Polyester (RAL 7032); WxHxD (164x100x164 mm); 9 x M12, 4 x M20

1.2.7.1 System enclosure



Item No.: 850-835

IP65 enclosure; Polyester (RAL 7032); WxHxD (244x100x164 mm); 4 x M20, 4 x M16, 14 x M12 cable grip



Item No.: 850-836

IP65 enclosure; Polyester (RAL 7032); WxHxD (324x100x164 mm); 4 x M20, 8 x M16, 17 x M12 cable grip



Item No.: 850-814/002-000

IP65 enclosure; Sheet steel (RAL 7035); WxHxD (200x120x200 mm); without flange plate



Item No.: 850-815/002-000

IP65 enclosure; Sheet steel (RAL 7035); WxHxD (300x120x200 mm); without flange plate



Item No.: 850-816/002-000

IP65 enclosure; Sheet steel (RAL 7035); WxHxD (400x120x200 mm); without flange plate



Item No.: 850-817/002-000

IP65 enclosure; Sheet steel (RAL 7035); WxHxD (600x120x200 mm); without flange plate