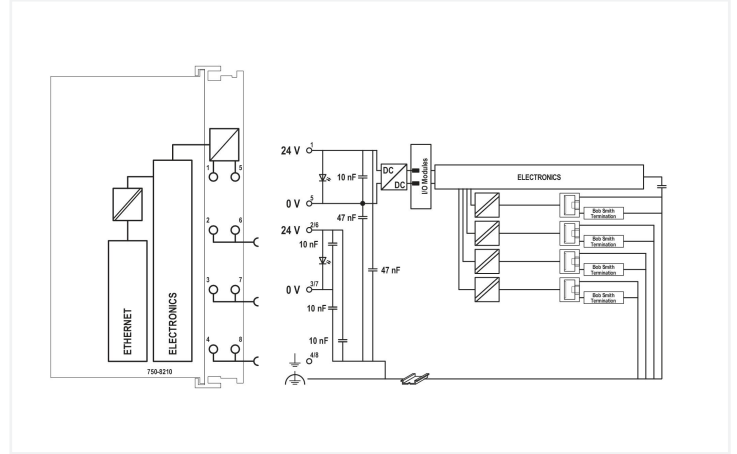


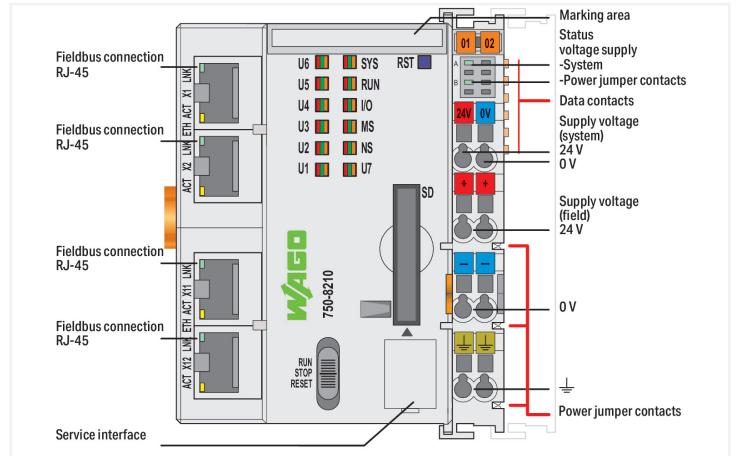


Color: ■ light gray



PFC200 Connection Options Overview

Option	Module	Ordering code	Notes
1	Power supply	750-8210-0000	Standard power supply
2	Power supply	750-8210-0001	Power supply with 24V/0V
3	Power supply	750-8210-0002	Power supply with 24V/0V and 24V/24V
4	Power supply	750-8210-0003	Power supply with 24V/0V and 24V/24V and 24V/24V
5	Power supply	750-8210-0004	Power supply with 24V/0V and 24V/24V and 24V/24V and 24V/24V
6	Power supply	750-8210-0005	Power supply with 24V/0V and 24V/24V and 24V/24V and 24V/24V and 24V/24V
7	Power supply	750-8210-0006	Power supply with 24V/0V and 24V/24V and 24V/24V and 24V/24V and 24V/24V and 24V/24V
8	Power supply	750-8210-0007	Power supply with 24V/0V and 24V/24V and 24V/24V and 24V/24V and 24V/24V and 24V/24V and 24V/24V
9	Power supply	750-8210-0008	Power supply with 24V/0V and 24V/24V and 24V/24V and 24V/24V and 24V/24V and 24V/24V and 24V/24V and 24V/24V
10	Power supply	750-8210-0009	Power supply with 24V/0V and 24V/24V and 24V/24V and 24V/24V and 24V/24V and 24V/24V and 24V/24V and 24V/24V and 24V/24V
11	Power supply	750-8210-0010	Power supply with 24V/0V and 24V/24V and 24V/24V and 24V/24V and 24V/24V and 24V/24V and 24V/24V and 24V/24V and 24V/24V and 24V/24V



The PFC200 Controller is a compact PLC for the modular WAGO I/O System. Besides network and fieldbus interfaces, the controller supports all digital, analog and specialty modules found within the 750/753 Series.

Four ETHERNET interfaces and an integrated switch enable line topology wiring.

An integrated Webserver provides user configuration options, while displaying PFC200 status information.

Besides the processing industry and building automation, typical applications for the PFC200 include standard machinery and equipment control (e.g., packaging, bottling and manufacturing systems, as well as textile, metal and wood processing machines).

Advantages:

- Programming per IEC 61131-3
- Programmable with CODESYS V3.5 from Firmware Release 23, WAGO-I/O-PRO V2.3 or **e!COCKPIT** up to Firmware Release 22
- Direct connection of WAGO's I/O modules
- 4 x ETHERNET (configurable)
- Linux® operating system with RT-Preempt patch
- Configuration via CODESYS, **e!COCKPIT** or Web-Based Management user interface
- Maintenance-free

Technical data	
Communication	Modbus TCP master/slave Modbus (UDP), WagoAppPlcModbus Library Modbus (RTU), WagoAppPlcModbus Library ETHERNET EtherNet/IP™ Adapter (slave) EtherNet/IP™ Scanner EtherCAT® Master OPC UA Server/Client OPC UA Pub/Sub (can be installed later) MQTT BACnet/IP, requires an additional license Telecontrol protocols, requires an additional license

Technical data	
ETHERNET protocols	DHCP DNS NTP FTP FTPS SNMP HTTP HTTPS SSH
Telecontrol protocols	IEC 60870 (additional license as slave or master) IEC 61850 (additional license as Client or Server) DNP3 (additional license as Slave or Master)
Visualization	Web-Visu
Operating system	Real-time Linux (with RT-Preempt patch)
CPU	Cortex A8; 1 GHz
Programming languages per IEC 61131-3	Instruction List (IL) Ladder Diagram (LD) Function Block Diagram (FBD) Continuous Function Chart (CFC) Structured Text (ST) Sequential Function Chart (SFC)
Programming environment	CODESYS V3.5, Firmware Release 23 or higher e! COCKPIT (based on CODESYS V3) up to Firmware Release 22 WAGO-I/O-PRO V2.3 (based on CODESYS V2.3), up to Firmware Release 22
Configuration options	CODESYS V3 e! COCKPIT WAGO-I/O-CHECK Web-Based Management e! RUNTIME library CODESYS Library
Baud rate (communication/fieldbus 1)	10/100 Mbit/s
Baud rate	ETHERNET: 10/100 Mbit/s
Transmission medium (communication/fieldbus)	ETHERNET: Twisted pair S-UTP; 100 Ω; Cat. 5; 100 m maximum cable length
Main memory (RAM)	512 MB
Internal memory (flash)	4096 MB
Non-volatile hardware memory	128 KB
Program memory	CODESYS V2: 16 MB; CODESYS V3: 32 MB
Data memory	CODESYS V2: 64 MB; CODESYS V3: 128 MB
Non-volatile software memory	128 KB 128 KB
Type of memory card	SD and SDHC up to 32 GB (all guaranteed properties only valid with WAGO's memory card)
Memory card slot	Push-push mechanism; cover lid (sealable)
Number of modules per node (max.)	250
Number of modules without a bus extension (max.)	64
Input and output process image (internal) max.	1000 words/1000 words
Input and output process image (Modbus®) max.	CODESYS V2: 1000 words/1000 words; CODESYS V3: 32000 words/32000 words
Indicators	LED (SYS, RUN, I/O, U1 ... U7) red/green/orange: Status of system, program, local data bus, status programmable by user (can be used via CODESYS library); LED (A, C) green: Status of system power supply, field supply
Supply voltage (system)	24 VDC (-25 ... +30 %); via pluggable connector (CAGE CLAMP® connection)
Input current (typ.) at nominal load (24 V)	550 mA
Total current (system supply)	1700 mA
Supply voltage (field)	24 VDC (-25 ... +30 %); via power jumper contacts
Current carrying capacity (power jumper contacts)	10 A
Number of outgoing power jumper contacts	3
Isolation	500 V system/field

Connection data

Connection technology: communication/fieldbus	Modbus (TCP, UDP): 4 x RJ-45
Connection technology: system supply	2 x CAGE CLAMP®
Connection technology: field supply	6 x CAGE CLAMP®
Connection type 1	System/field supply
Solid conductor	0.08 ... 2.5 mm ² / 28 ... 14 AWG
Fine-stranded conductor	0.08 ... 2.5 mm ² / 28 ... 14 AWG
Strip length	8 ... 9 mm / 0.31 ... 0.35 inches
Connection technology: device configuration	1 x Male connector; 4-pole

Physical data

Width	78.6 mm / 3.094 inches
Height	100 mm / 3.937 inches
Depth	71.9 mm / 2.831 inches
Depth from upper-edge of DIN-rail	64.7 mm / 2.547 inches

Mechanical data

Weight	215.4 g
Color	light gray
Housing material	Polycarbonate; polyamide 6.6
Conformity marking	CE

Environmental requirements

Ambient temperature (operation)	0 ... +55 °C
Ambient temperature (storage)	-25 ... +85 °C
Protection type	IP20
Pollution degree	2 per IEC 61131-2
Operating altitude	without temperature derating: 0 ... 2000 m; with temperature derating: 2000 ... 5000 m (0.5 K/100 m); 5000 m (max.)
Relative humidity (without condensation)	95 %
Mounting position	any
Mounting type	DIN-35 rail
Vibration resistance	4g per IEC 60068-2-6
Shock resistance	15g per IEC 60068-2-27
EMC immunity to interference	per EN 61000-6-2, marine applications
EMC emission of interference	per EN 61000-6-3, marine applications
Exposure to pollutants	per IEC 60068-2-42 and IEC 60068-2-43
Fire load	2.544 MJ
Permissible H ₂ S contaminant concentration at a relative humidity 75 %	10 ppm
Permissible SO ₂ contaminant concentration at a relative humidity 75 %	25 ppm



Commercial data

ETIM 8.0	EC000236
ETIM 7.0	EC000236
PU (SPU)	1 pcs
Country of origin	DE
GTIN	4055143981378
Customs tariff number	85371091990




Environmental Product Compliance

CAS-No.	1303-86-2 1317-36-8 693-98-1 7439-92-1 79-94-7
REACH Candidate List Substance	2,2',6,6'-tetrabromo-4,4'-isopropylidenediphenol 2-methylimidazole Diboron trioxide Lead Lead monoxide Perfluorobutane sulfonic acid (PFBS) and its salts
RoHS Compliance Status	Compliant,With Exemption
RoHS Exemption	6(c) 7(a) 7(c)-I 7(c)-II
SCIP notification number (Austria)	dc9d91d9-660d-4ff3-afd9-1d47b1c4db22
SCIP notification number (Belgium)	7cfc8258-17a2-4e67-ad78-d3920994dcba
SCIP notification number (Bulgaria)	bd7968c1-1c76-4bac-a9d1-3e23fd451bf5
SCIP notification number (Czech Republic)	d57b7125-570f-4220-816a-da895613054a
SCIP notification number (Denmark)	da29e0cc-8fbc-427a-a275-3e831bb84990
SCIP notification number (Finland)	5cdf7c7d-1f6e-4181-8bcb-e1305f363d19
SCIP notification number (France)	234f6839-55d0-4a9b-adb9-12e286a015ca
SCIP notification number (Germany)	ac2448b4-9ace-40cf-880f-03fc1c577665
SCIP notification number (Hungary)	bc2677ec-9534-4c90-9195-2c7e68f7b043
SCIP notification number (Italy)	39201fc2-dbc7-454b-8e5e-c8b90d123483
SCIP notification number (Netherlands)	33ec5db1-3a59-45cd-a929-05e09617b643
SCIP notification number (Poland)	edd73d07-57be-496d-be65-7ea0ea1e825f
SCIP notification number (Romania)	608bdf5d-7202-495e-a25a-72561a2c1382
SCIP notification number (Sweden)	42ea4e59-9700-4af7-ba01-b03142aa4933

Approvals / Certificates

General approvals			Declarations of conformity and manufacturer's declarations		
 					
Approval	Standard	Certificate Name	Approval	Standard	Certificate Name
EAC Brjansker Zertifizierungsstelle	TP TC 020/2011	EAC RU C-DE.AM02. B.00087/19	EU-Declaration of Confor- mity WAGO GmbH & Co. KG	-	-
KC National Radio Research Agency	Article 58-2, Clause 3	MSIP-REM-W43-PFC750			
UL Underwriters Laboratories Inc. (ORDINARY LOCATIONS)	-	E175199			

Approvals for marine applications

Approvals for marine applications			Approvals for marine applications		
  					
Approval	Standard	Certificate Name	Approval	Standard	Certificate Name
BSH Bundesamt fuer Seeschifffahrt und Hydrographie	-	1104	DNV DNV GL SE	DNV-CG-0339, Aug.2021	TAA0000194
BV Bureau Veritas S.A.	Rules for class. of Steel Ships	66711/A0	KR Korean Register of Shipping	-	KR HMB05880-AC001

Downloads

Environmental Product Compliance

Compliance Search

Environmental Product Compliance 750-8210



Documentation

Manual

Product Manual PFC200; G2; 4ETH 1.9.0 / FW 25 23.06.2023 pdf 4014.48 KB

System Manual WAGO I/O System 750/753 V 3.3.3 29.08.2023 pdf 8512.61 KB

System Manual Series 750/753

Product Manual OPC UA Mapping Editor V 1.1.0 11.03.2022 pdf 3314.23 KB

OPC-UA Mapping Editor

Product Manual Documentation WAGO Solution Builder 2.0.0 14.11.2023 pdf 11121.40 KB

Migration Guide V 1.3.0 03.07.2023 pdf 4938.74 KB

Migrationsleitfaden von e!COCKPIT-Projekten zu CODESYS V3.5

System Description

Overview on WAGO-I/O-SYSTEM 750 approvals pdf 770.48 KB

Controller PFC100/200, General Product Information pdf 578.66 KB

Additional Information

WAGO OPC UA Server V 1.1.0 28.01.2021 pdf 1132.87 KB

Bid Text

750-8210 docx 18.62 KB

750-8210 xml 10.02 KB

ausschreiben.de 750-8210

CAD/CAE-Data

CAD data

2D/3D Models 750-8210

CAE data

EPLAN Data Portal 750-8210

ZUKEN Portal 750-8210

Engineering-Software

Configuration and Commissioning Software			
WAGO-IO-PRO Demo-Version (759-912) / Serie 750, 758 und 762	V 2.3.9.68 17.02.2022	zip 122524.17 KB	
(759-316) WAGO Ethernet Settings / Serie 750	06.18.01.01 02.09.2021	zip 26678.54 KB	
WAGUpload	1.16.1.0 02.02.2022	zip 12111.45 KB	

Runtime Software

Firmware			
Image Update (SD Karte) PFC100/200 für Codesys V2.3 u. Elcockpit	V 22 SP1 12.12.2022	zip 205815.20 KB	
PFC200, Firmware Update für CoDeSys V3.5	V 23 24.02.2023	zip 167985.38 KB	
WUP Update (WAGUploadTool) PFC100/200 Codesys V2.3 u. Elcockpit	V 22 SP1 12.12.2022	zip 203580.70 KB	

1 Compatible Products

1.1 Optional Accessories

1.1.1 Cables and connectors

1.1.1.1 Connector plug



Item No.: 750-979/000-011
Connector ETHERNET; RJ-45; Cat. 6A; angled; Code T568A; AWG 22; Strain relief



Item No.: 750-979/000-021
Connector ETHERNET; RJ-45; Cat. 6A; angled; Code T568A; AWG 24; Strain relief



Item No.: 750-979/000-012
Connector ETHERNET; RJ-45; Cat. 6A; angled; Code T568B; AWG 22; Strain relief



Item No.: 750-979/000-022
Connector ETHERNET; RJ-45; Cat. 6A; angled; Code T568B; AWG 24; Strain relief



Item No.: 750-977/000-011
Connector ETHERNET; RJ-45; Cat. 6A; straight; Code T568A; AWG 22



Item No.: 750-978/000-011
Connector ETHERNET; RJ-45; Cat. 6A; straight; Code T568A; AWG 22; Strain relief



Item No.: 750-977/000-021
Connector ETHERNET; RJ-45; Cat. 6A; straight; Code T568A; AWG 24



Item No.: 750-978/000-021
Connector ETHERNET; RJ-45; Cat. 6A; straight; Code T568A; AWG 24; Strain relief



Item No.: 750-977/000-012
Connector ETHERNET; RJ-45; Cat. 6A; straight; Code T568B; AWG 22



Item No.: 750-978/000-012
Connector ETHERNET; RJ-45; Cat. 6A; straight; Code T568B; AWG 22; Strain relief



Item No.: 750-977/000-022
Connector ETHERNET; RJ-45; Cat. 6A; straight; Code T568B; AWG 24



Item No.: 750-978/000-022
Connector ETHERNET; RJ-45; Cat. 6A; straight; Code T568B; AWG 24; Strain relief



Item No.: 750-975
ETHERNET RJ-45 connector, IP20; ETHERNET 10/100 Mbit/s; for field assembly

1.1.2 Communication

1.1.2.1 Communication cable



Item No.: 750-923

Configuration cable; USB connector;
Length: 2.5 m

Item No.: 750-923/000-001

Configuration cable; USB connector;
Length: 5 m

1.1.3 DIN-rail

1.1.3.1 Mounting accessories



Item No.: 210-196

Aluminum carrier rail; 35 x 8.2 mm; 1.6 mm thick; 2 m long; unslotted; similar to EN 60715; silver-colored

Item No.: 210-198

Copper carrier rail; 35 x 15 mm; 2.3 mm thick; 2 m long; unslotted; according to EN 60715; copper-colored

Item No.: 210-508

Steel carrier rail; 35 x 15 mm; 1.5 mm thick; 2 m long; slotted; galvanized; similar to EN 60715; silver-colored

Item No.: 210-197

Steel carrier rail; 35 x 15 mm; 1.5 mm thick; 2 m long; slotted; similar to EN 60715; silver-colored



Item No.: 210-506

Steel carrier rail; 35 x 15 mm; 1.5 mm thick; 2 m long; unslotted; galvanized; similar to EN 60715; silver-colored

Item No.: 210-114

Steel carrier rail; 35 x 15 mm; 1.5 mm thick; 2 m long; unslotted; similar to EN 60715; silver-colored

Item No.: 210-118

Steel carrier rail; 35 x 15 mm; 2.3 mm thick; 2 m long; unslotted; according to EN 60715; silver-colored

Item No.: 210-115

Steel carrier rail; 35 x 7.5 mm; 1 mm thick; 2 m long; slotted; according to EN 60715; "Hole width 18 mm; silver-colored



Item No.: 210-112

Steel carrier rail; 35 x 7.5 mm; 1 mm thick; 2 m long; slotted; according to EN 60715; "Hole width 25 mm; silver-colored

Item No.: 210-504

Steel carrier rail; 35 x 7.5 mm; 1 mm thick; 2 m long; slotted; galvanized; according to EN 60715; silver-colored

Item No.: 210-113

Steel carrier rail; 35 x 7.5 mm; 1 mm thick; 2 m long; unslotted; according to EN 60715; silver-colored

Item No.: 210-505

Steel carrier rail; 35 x 7.5 mm; 1 mm thick; 2 m long; unslotted; galvanized; according to EN 60715; silver-colored

1.1.4 Marking

1.1.4.1 Group marker carrier



Item No.: 750-107

Group marker carrier

1.1.4.2 Marker



Item No.: 2009-145/000-006

Mini-WSB Inline; for Smart Printer; 1700 pieces on roll; stretchable 5 - 5.2 mm; plain; snap-on type; blue

Item No.: 2009-145/000-007

Mini-WSB Inline; for Smart Printer; 1700 pieces on roll; stretchable 5 - 5.2 mm; plain; snap-on type; gray

Item No.: 2009-145/000-023

Mini-WSB Inline; for Smart Printer; 1700 pieces on roll; stretchable 5 - 5.2 mm; plain; snap-on type; green

Item No.: 2009-145/000-012

Mini-WSB Inline; for Smart Printer; 1700 pieces on roll; stretchable 5 - 5.2 mm; plain; snap-on type; orange



Item No.: 2009-145/000-005

Mini-WSB Inline; for Smart Printer; 1700 pieces on roll; stretchable 5 - 5.2 mm; plain; snap-on type; red

Item No.: 2009-145/000-024

Mini-WSB Inline; for Smart Printer; 1700 pieces on roll; stretchable 5 - 5.2 mm; plain; snap-on type; violet

Item No.: 2009-145

Mini-WSB Inline; for Smart Printer; 1700 pieces on roll; stretchable 5 - 5.2 mm; plain; snap-on type; white

Item No.: 2009-145/000-002

Mini-WSB Inline; for Smart Printer; 1700 pieces on roll; stretchable 5 - 5.2 mm; plain; snap-on type; yellow



Item No.: 248-501/000-006

Mini-WSB marking card; as card; not stretchable; plain; snap-on type; blue

Item No.: 248-501/000-007

Mini-WSB marking card; as card; not stretchable; plain; snap-on type; gray

Item No.: 248-501/000-023

Mini-WSB marking card; as card; not stretchable; plain; snap-on type; green

Item No.: 248-501/000-017

Mini-WSB marking card; as card; not stretchable; plain; snap-on type; light green

1.1.4.2 Marker



Item No.: 248-501/000-012

Mini-WSB marking card; as card; not stretchable; plain; snap-on type; orange



Item No.: 248-501/000-005

Mini-WSB marking card; as card; not stretchable; plain; snap-on type; red



Item No.: 248-501/000-024

Mini-WSB marking card; as card; not stretchable; plain; snap-on type; violet



Item No.: 248-501

Mini-WSB marking card; as card; not stretchable; plain; snap-on type; white



Item No.: 248-501/000-002

Mini-WSB marking card; as card; not stretchable; plain; snap-on type; yellow

1.1.4.3 Marker carrier



Item No.: 750-103

Group marker carrier

1.1.5 Memory card

1.1.5.1 Memory card



Item No.: 758-879/000-2108

Memory Card SD; pSLC-NAND; 8 GB; Temperature range: -40 to 90°C



Item No.: 758-879/000-001

Memory Card SD; SLC-NAND; 2 GByte; Temperature from -40 to 90 °C

1.1.6 Shield termination

1.1.6.1 Shield clamping saddles



Item No.: 790-108

Shield clamping saddle; 11 mm wide; diameter of compatible conductor; 3 ... 8 mm



Item No.: 790-208

Shield clamping saddle; 12.4 mm wide; 3 ... 8 mm



Item No.: 790-116

Shield clamping saddle; 19 mm wide; diameter of compatible conductor; 7 ... 16 mm



Item No.: 790-216

Shield clamping saddle; 21.8 mm wide; 6 ... 16 mm



Item No.: 790-124

Shield clamping saddle; 27 mm wide; diameter of compatible conductor; 6 ... 24 mm



Item No.: 790-220

Shield clamping saddle; 30 mm wide; 6 ... 20 mm



Item No.: 790-140

Shield clamping saddle; diameter of compatible conductor

1.1.7 Software

1.1.7.1 Basic version



Item No.: 2759-101/1110-4000

e!COCKPIT; Buy-out License



Item No.: 2759-101/1110-2005

e!COCKPIT; Multi-User License; 05 pcs



Item No.: 2759-101/1110-2010

e!COCKPIT; Multi-User License; 10 pcs



Item No.: 2759-101/1110-2015

e!COCKPIT; Multi-User License; 15 pcs



Item No.: 2759-101/1110-2020

e!COCKPIT; Multi-User License; 20 pcs



Item No.: 2759-101/1110-3000

e!COCKPIT; Site License



Item No.: 2759-101/1110-2002

e!COCKPIT; Workstation License



Item No.: 759-333

WAGO-I/O-PRO



Item No.: 759-333/000-923

WAGO-I/O-PRO; USB-Set

1.1.7.2 Software application



Item No.: 2759-2015/260-1000
Application Grid Gateway; Single License

Item No.: 2759-2015/261-1000
Application Grid Gateway; Single License;
Online activation

Item No.: 2759-120/1121-1000
e!COCKPIT MTP; Single License; Online
activation

Item No.: 2759-245/211-1000
Library Controller Redundancy Master;
Single License; Online activation



Item No.: 2759-208/211-1000
Library MTP; Single License; Online activa-
tion

1.1.8 System enclosure

1.1.8.1 System enclosure



Item No.: 850-825
IP65 enclosure; Aluminium (RAL 7032);
WxHxD (160x100x160 mm); 9 x M12, 4 x
M20



Item No.: 850-826
IP65 enclosure; Aluminium (RAL 7032);
WxHxD (240x100x160 mm); 4 x M20, 4 x
M16, 14 x M12 cable grip



Item No.: 850-827
IP65 enclosure; Aluminium (RAL 7032);
WxHxD (320x100x160 mm); 4 x M20, 8 x
M16, 17 x M12 cable grip



Item No.: 850-828
IP65 enclosure; Aluminium (RAL 7032);
WxHxD (480x100x160 mm); 4 x M20, 10 x
M16, 35 x M12 cable grip



Item No.: 850-826/002-000
IP65 enclosure; Aluminium (RAL 7035);
WxHxD (240x100x160 mm); 4 x M20, 4 x
M16, 14 x M12 cable grip



Item No.: 850-827/002-000
IP65 enclosure; Aluminium (RAL 7035);
WxHxD (320x100x160 mm); 4 x M20, 8 x
M16, 17 x M12 cable grip



Item No.: 850-828/002-000
IP65 enclosure; Aluminium (RAL 7035);
WxHxD (480x100x160 mm); 4 x M20, 10 x
M16, 35 x M12 cable grip



Item No.: 850-834
IP65 enclosure; Polyester (RAL 7032); Wx-
HxD (164x100x164 mm); 9 x M12, 4 x M20



Item No.: 850-835
IP65 enclosure; Polyester (RAL 7032); Wx-
HxD (244x100x164 mm); 4 x M20, 4 x
M16, 14 x M12 cable grip



Item No.: 850-836
IP65 enclosure; Polyester (RAL 7032);
WxHxD (324x100x164 mm); 4 x M20, 8 x
M16, 17 x M12 cable grip



Item No.: 850-814/002-000
IP65 enclosure; Sheet steel (RAL 7035);
WxHxD (200x120x200 mm); without flan-
ge plate



Item No.: 850-815/002-000
IP65 enclosure; Sheet steel (RAL 7035);
WxHxD (300x120x200 mm); without flan-
ge plate



Item No.: 850-816/002-000
IP65 enclosure; Sheet steel (RAL 7035);
WxHxD (400x120x200 mm); without flan-
ge plate



Item No.: 850-817/002-000
IP65 enclosure; Sheet steel (RAL 7035);
WxHxD (600x120x200 mm); without flan-
ge plate