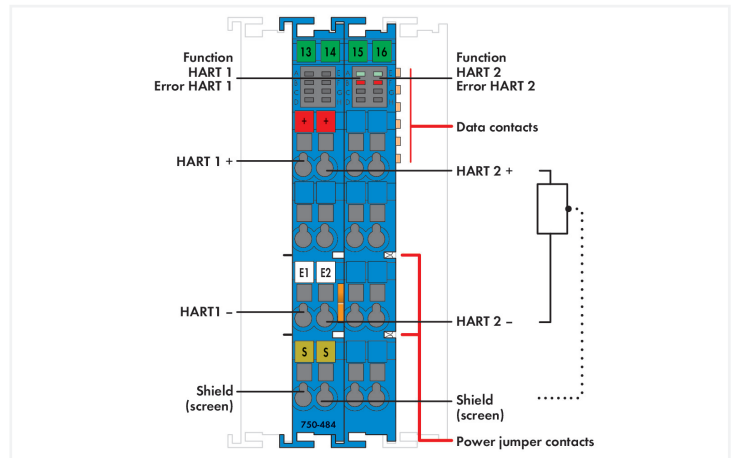
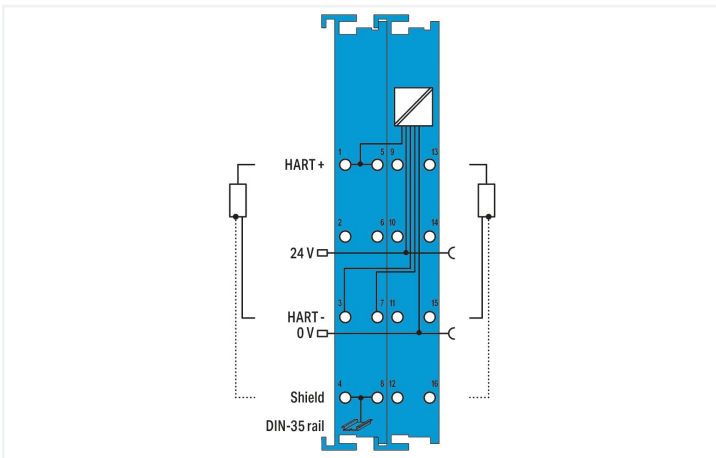
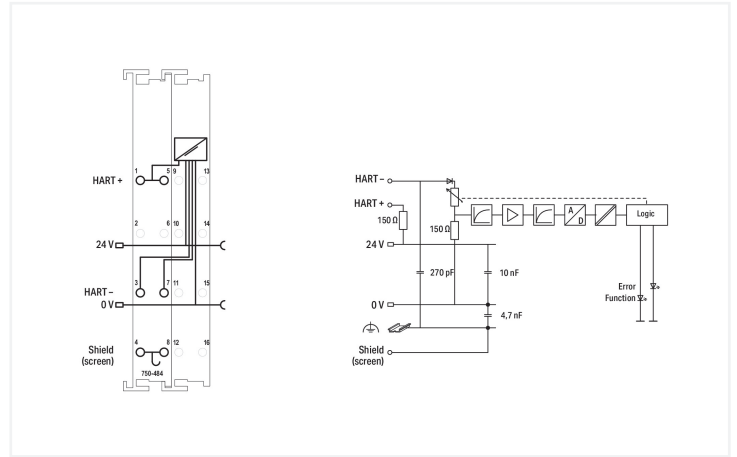




Color: ■ blue



This analog input module connects two field-side signal conditioners equipped with a HART interface that are to be used in hazardous areas of Zone 0+1.

The module supplies signal conditioners, reads process values via analog interface, and enables HART communication for configuring and importing dynamic variables.

The WAGO I/O System 750 must be installed either in Zone 2 or in a non-hazardous area.

The 24 V supply is supplied to the field contacts (HART +) from the power jumper contacts via multipliers. The shield directly connects to the DIN-rail. The measurement input is equipped with current limitation, which limits the current to 25 mA. This module powers 2-wire signal conditioners without dedicated power supply.

Up to 4 HART dynamic variables (PV, SV, TV, QV) per channel can be mapped in the cyclic process image of the coupler or controller (parameterizable). For HART communication with connected intelligent HART field devices, the HART protocol can be mapped in the cyclic process image of the coupler or controller (parameterizable).

FDT/DTM device drivers are available for select (programmable) couplers, allowing HART tool routing to the connected HART device.

Notes

Note: The analog input module must only be operated via 24 VDC Ex i! General information (e.g., installation regulations) on explosion protection is available in the WAGO I/O System 750 manuals!

Technical data

Number of analog inputs	2
Total number of channels (module)	2
Signal type	Current
Signal type (current)	4 ... 20 mADC
Sensor connection	2 x (2-wire)
Input filter	parameterizable
Input filter: parametrizable (channel by channel)	Yes
Signal characteristics	Single-ended
Overvoltage protection	30 V, reverse polarity protected
Resolution [bit]	12 bits
Conversion time (typ.)	10 ms
Measurement error (reference temperature)	25 °C
Measurement error, deviation (max.) from the upper-range value	0.2 %
Temperature error (max.) of the upper-range value	0.01 %/K
Intrinsic safety Ex i	Yes
Diagnostics	Wire break, measurement range overflow
Data width	2 x 2-byte data; 2 x 2-byte data + 2n x 4-byte data (n = number of dynamic variables); 2 x 2-byte data + 6-byte mailbox
Configuration options	WAGO-I/O-CHECK e!COCKPIT
HART devices per channel	1 device (single-drop, no multi-drop)
HART modems per channel	1 modem (no multiplex)
Supply voltage (system)	5 VDC; via data contacts
Current consumption (5 V system supply)	25 mA
Supply voltage (field)	24 VDC; (Ex i power supply: $U_o = \text{max. } 27.3 \text{ V}$); via power jumper contacts (power supply via blade contact; transmission via spring contact)
Current consumption, field supply (module with no external load)	26 mA
Power consumption P_{max}	1.60 W (with slaves (20 mA))
Power loss P_1	0.62 W (without slaves)
Isolation	300 VAC system/supply
Number of incoming power jumper contacts	2
Number of outgoing power jumper contacts	2
Current carrying capacity (power jumper contacts)	1 A
Indicators	LED (A, E) green: Function HART 1, HART 2; LED (B, F) red: Error HART 1, HART 2
Marking	ATEX/IECEx: II 3 (1) G Ex ec [ia Ga] IIC T4 Gc; II (1) D [Ex ia Da] IIIC; I (M1) [Ex ia Ma] I

Explosion protection

Ex standard	EN IEC 60079-0, -7, -11
Safety-relevant data (circuit)	$U_o = 27.3 \text{ V}$; $I_o = 92.7 \text{ mA}$; $P_o = 630 \text{ mW}$; linear characteristic curve
Reactances Ex ia IIC	$L_o = 1.5 \text{ mH}$; $C_o = 87 \text{ nF}$
Reactances Ex ia IIB	$L_o = 15 \text{ mH}$; $C_o = 670 \text{ nF}$
Reactances Ex ia IIA	$L_o = 38 \text{ mH}$; $C_o = 2.2 \mu\text{F}$
Reactances Ex ia I	$L_o = 36 \text{ mH}$; $C_o = 3.49 \mu\text{F}$
Reactances (note)	Reactances without accounting for the concurrence of capacitance (C_o) and inductance (L_o)

Connection data

Connection technology: inputs/outputs	16 x CAGE CLAMP®
Connection type 1	Inputs/outputs
Solid conductor	0.08 ... 2.5 mm ² / 28 ... 14 AWG
Fine-stranded conductor	0.08 ... 2.5 mm ² / 28 ... 14 AWG
Strip length	8 ... 9 mm / 0.31 ... 0.35 inches

Physical data

Width	24 mm / 0.945 inches
Height	100 mm / 3.937 inches
Depth	67.8 mm / 2.669 inches
Depth from upper-edge of DIN-rail	60.6 mm / 2.386 inches

Mechanical data

Mounting type	DIN-35 rail
---------------	-------------

Material data

Color	blue
Housing material	Polycarbonate; polyamide 6.6
Fire load	2.034 MJ
Weight	92 g
Conformity marking	CE

Environmental requirements

Ambient temperature (operation)	0 ... +55 °C
Ambient temperature (storage)	-25 ... +85 °C
Protection type	IP20
Pollution degree	2 per IEC 61131-2
Operating altitude	0 ... 2000 m / 0 ... 6562 ft
Mounting position	horizontal (standing/lying); vertical
Relative humidity (without condensation)	95 %
Vibration resistance	4g per IEC 60068-2-6
Shock resistance	15g per IEC 60068-2-27
EMC immunity to interference	per EN 61000-6-2, marine applications
EMC emission of interference	per EN 61000-6-3, marine applications
Exposure to pollutants	per IEC 60068-2-42 and IEC 60068-2-43
Permissible H ₂ S contaminant concentration at a relative humidity 75 %	10 ppm
Permissible SO ₂ contaminant concentration at a relative humidity 75 %	25 ppm

Commercial data

Product Group	15 (I/O System)
eCl@ss 10.0	27-24-26-01
eCl@ss 9.0	27-24-26-01
ETIM 8.0	EC001596
ETIM 7.0	EC001596
PU (SPU)	1 pcs
Packaging type	Box
Country of origin	DE
Customs tariff number	85389099990

Environmental Product Compliance

CAS-No.	11120-22-2 1303-86-2 1317-36-8 7439-92-1 79-94-7
REACH Candidate List Substance	2,2',6,6'-tetrabromo-4,4'-isopropylidenediphenol Diboron trioxide Lead Lead monoxide Lead silicate
RoHS Compliance Status	Compliant,With Exemption
RoHS Exemption	6(c) 7(a) 7(c)-I 7(c)-II
SCIP notification number (Austria)	6e29c8ee-bb97-4371-a284-a442d1a1eef5
SCIP notification number (Belgium)	7deed5f3-a54b-4363-a123-d6a515c78a9f
SCIP notification number (Bulgaria)	b0643f05-8768-49bd-adcc-22cfd43a1ed
SCIP notification number (Czech Republic)	c5777387-8a65-481c-bd87-ffe09d2c209f
SCIP notification number (Denmark)	2b9bc2cd-58eb-4194-8780-6b4a39c20d10
SCIP notification number (Finland)	164cfd47-cb02-474c-a02d-441afb09b259
SCIP notification number (France)	011829da-5f12-460c-b615-e6b9fa6b64b0
SCIP notification number (Germany)	687d5fb4-ebe7-4022-b885-833d3eea5977
SCIP notification number (Hungary)	a7e731d3-8a9e-4b68-83ee-21569a78cfcc
SCIP notification number (Italy)	2269238f-32e4-42b8-9d2e-1d9bf3bf60f3
SCIP notification number (Netherlands)	bb3b72a4-7f06-4dc7-b15d-06a6a7e00d63
SCIP notification number (Poland)	c15e2775-6b9f-4fde-b8b4-fe643d4322b7
SCIP notification number (Romania)	900dca82-746b-46a3-8f53-d4ce20d0d9cb
SCIP notification number (Sweden)	0f5aabb7-ba5a-4972-9ff2-7ac1a16bbd56

Approvals / Certificates

General approvals **Declarations of conformity and manufacturer's declarations**

Approval	Standard	Certificate Name
EAC Brjansker Zertifizierungsstelle	TP TC 020/2011	EAC RU C-DE.AM02. B.00087/19
KC National Radio Research Agency	Article 58-2, Clause 3	MSIP-REM-W43-AIM750
UL Underwriters Laboratories Inc. (ORDINARY LOCATIONS)	UL 508	E175199 Sec.1

Approval	Standard	Certificate Name
EU-Declaration of Conformity WAGO GmbH & Co. KG	-	-

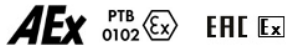
Approvals for marine applications

Approval	Standard	Certificate Name
ABS American Bureau of Shipping	-	22-2219060
BV Bureau Veritas S.A.	-	30389/C0 BV

Approvals for marine applications

DNV DNV GL SE	DNV-CG-0339, Aug.2021	TAA0000194
KR Korean Register of Shipping	-	KR HMB05880-AC001
LR Lloyds Register EMEA	-	LR22180952TA
PRS Polski Rejestr Statków	-	TE/2236/880590/19
RINA RINA Germany GmbH	-	ELE343521XG001

Approvals for hazardous areas



Approval	Standard	Certificate Name
AEx UL International Germany GmbH	UL 60079	E480271
ATEX TUEV Nord Cert GmbH	EN 60079-0	TUEV_12_ATEX_106032X (Ex ec[iaGa] IIC T4 Gc, [Ex iaDa] IIIC, [Ex iaMa] I)
CCC CNEX	CNCA-C23-01	2020312310000211 (Ex ec[iaGa] IIC T4 Gc, [Ex iaDa] IIIC, [Ex iaMa] I)
EAC Brjansker Zertifizierungsstelle	TP TC 012/2011	EAC RU C-DE.AM02. B.00163/19 ([ExiaMa] I X, 2Ex e[iaGa] IIC T4 Gc X, [ExiaDa] IIIC X)
INMETRO TÜV Rheinland do Brasil Ltda.	-	TÜV_14.1911_X
TUEV Nord TUEV Nord Cert GmbH	IEC 60079	IECEX TUN 12.0039X (Ex ec[iaGa] IIC T4 Gc, [Ex iaDa] IIIC, [Ex iaMa] I)
UL Underwriters Laboratories Inc. (HAZARDOUS LOCATIONS)	UL 121201	E198726 Sec.1

Downloads

Environmental Product Compliance

Compliance Search

Environmental Product Compliance 750-484



Documentation

Manual			
Product Manual 2-channel, 4-20mA, HART, Ex i, single ended	V 1.4.0	pdf 2805.96 KB	
System Manual WAGO I/O System 750/753	V 3.3.3 29.08.2023	pdf 8512.61 KB	

System Description			
750/753 Series I/O-System – General Product Information		pdf 953.35 KB	
Overview on WAGO-I/O-SYSTEM 750 approvals		pdf 770.48 KB	
Ex i Overview		pdf 442.07 KB	

Bid Text

750-484	19.02.2019	xml 7.88 KB	
750-484	13.09.2018	doc 33.00 KB	

Instruction Leaflet

CCC Ex (Additional information)	26.04.2023	pdf 143.96 KB	
---------------------------------	------------	------------------	--

Application Notes

Application Note CoDeSys 2.3				Application note, other			
HART Tool Routing via ETHERNET with 750-820x/750-88x and CODESYS 2.3 (a116120)	1.0.0 22.03.2019	pdf 3798.36 KB	↓	HART Tool-routing with Emerson AMS (a116110)	1.0.0 12.05.2016	zip 1602.88 KB	↓

CAD/CAE-Data

CAD data	CAE data
2D/3D Models 750-484 ↓	EPLAN Data Portal 750-484 ↓
	WSCAD Universe 750-484 ↓
	ZUKEN Portal 750-484 ↓

Device Files

Device Driver			
ModbusTCP/ HART Gateway DTM / HART 750-48x, 753-48x	1.00.0000 20.08.2015	zip 21004.04 KB	↓
WAGO USB Service Kabel Treiber / Serie 750 und 857	6.5.3.0 10.09.2014	zip 4721.96 KB	↓
759-360; Profibus/ HART Gateway DTM / HART 750-48x, 753-48x	1.1.0.7 20.08.2015	zip 4529.68 KB	↓

Libraries

Library			
Utilize HART-Modules 750-482 and 750-484	1.7 19.01.2018	zip 21400.12 KB	↓
Connecting HART-Modules 750-482 and 750-484	3.1.0 19.01.2018	zip 323.26 KB	↓

1 Compatible Products

1.1 Optional Accessories

1.1.1 DIN-rail

1.1.1.1 Mounting accessories



Item No.: 210-196

Aluminum carrier rail; 35 x 8.2 mm; 1.6 mm thick; 2 m long; unslotted; similar to EN 60715; silver-colored



Item No.: 210-198

Copper carrier rail; 35 x 15 mm; 2.3 mm thick; 2 m long; unslotted; according to EN 60715; copper-colored



Item No.: 210-508

Steel carrier rail; 35 x 15 mm; 1.5 mm thick; 2 m long; slotted; galvanized; similar to EN 60715; silver-colored



Item No.: 210-197

Steel carrier rail; 35 x 15 mm; 1.5 mm thick; 2 m long; slotted; similar to EN 60715; silver-colored



Item No.: 210-506

Steel carrier rail; 35 x 15 mm; 1.5 mm thick; 2 m long; unslotted; galvanized; similar to EN 60715; silver-colored



Item No.: 210-114

Steel carrier rail; 35 x 15 mm; 1.5 mm thick; 2 m long; unslotted; similar to EN 60715; silver-colored



Item No.: 210-118

Steel carrier rail; 35 x 15 mm; 2.3 mm thick; 2 m long; unslotted; according to EN 60715; silver-colored



Item No.: 210-115

Steel carrier rail; 35 x 7.5 mm; 1 mm thick; 2 m long; slotted; according to EN 60715; "Hole width 18 mm; silver-colored



Item No.: 210-112

Steel carrier rail; 35 x 7.5 mm; 1 mm thick; 2 m long; slotted; according to EN 60715; "Hole width 25 mm; silver-colored



Item No.: 210-504

Steel carrier rail; 35 x 7.5 mm; 1 mm thick; 2 m long; slotted; galvanized; according to EN 60715; silver-colored



Item No.: 210-113

Steel carrier rail; 35 x 7.5 mm; 1 mm thick; 2 m long; unslotted; according to EN 60715; silver-colored



Item No.: 210-505

Steel carrier rail; 35 x 7.5 mm; 1 mm thick; 2 m long; unslotted; galvanized; according to EN 60715; silver-colored

1.1.2 Marking

1.1.2.1 Group marker carrier



Item No.: 750-107

Group marker carrier

1.1.2.2 Marker



Item No.: 2009-145/000-006

Mini-WSB Inline; for Smart Printer; 1700 pieces on roll; stretchable 5 - 5.2 mm; plain; snap-on type; blue



Item No.: 2009-145/000-007

Mini-WSB Inline; for Smart Printer; 1700 pieces on roll; stretchable 5 - 5.2 mm; plain; snap-on type; gray



Item No.: 2009-145/000-023

Mini-WSB Inline; for Smart Printer; 1700 pieces on roll; stretchable 5 - 5.2 mm; plain; snap-on type; green



Item No.: 2009-145/000-012

Mini-WSB Inline; for Smart Printer; 1700 pieces on roll; stretchable 5 - 5.2 mm; plain; snap-on type; orange



Item No.: 2009-145/000-005

Mini-WSB Inline; for Smart Printer; 1700 pieces on roll; stretchable 5 - 5.2 mm; plain; snap-on type; red



Item No.: 2009-145/000-024

Mini-WSB Inline; for Smart Printer; 1700 pieces on roll; stretchable 5 - 5.2 mm; plain; snap-on type; violet



Item No.: 2009-145

Mini-WSB Inline; for Smart Printer; 1700 pieces on roll; stretchable 5 - 5.2 mm; plain; snap-on type; white



Item No.: 2009-145/000-002

Mini-WSB Inline; for Smart Printer; 1700 pieces on roll; stretchable 5 - 5.2 mm; plain; snap-on type; yellow



Item No.: 248-501/000-006

Mini-WSB marking card; as card; not stretchable; plain; snap-on type; blue



Item No.: 248-501/000-007

Mini-WSB marking card; as card; not stretchable; plain; snap-on type; gray



Item No.: 248-501/000-023

Mini-WSB marking card; as card; not stretchable; plain; snap-on type; green



Item No.: 248-501/000-017

Mini-WSB marking card; as card; not stretchable; plain; snap-on type; light green



Item No.: 248-501/000-012

Mini-WSB marking card; as card; not stretchable; plain; snap-on type; orange



Item No.: 248-501/000-005

Mini-WSB marking card; as card; not stretchable; plain; snap-on type; red



Item No.: 248-501/000-024

Mini-WSB marking card; as card; not stretchable; plain; snap-on type; violet



Item No.: 248-501

Mini-WSB marking card; as card; not stretchable; plain; snap-on type; white



Item No.: 248-501/000-002

Mini-WSB marking card; as card; not stretchable; plain; snap-on type; yellow

1.1.2.3 Marker carrier



Item No.: 750-103

Group marker carrier

1.1.3 Shield termination

1.1.3.1 Shield clamping saddles



Item No.: 790-108

Shield clamping saddle; 11 mm wide; diameter of compatible conductor; 3 ... 8 mm



Item No.: 790-208

Shield clamping saddle; 12.4 mm wide; 3 ... 8 mm



Item No.: 790-116

Shield clamping saddle; 19 mm wide; diameter of compatible conductor; 7 ... 16 mm



Item No.: 790-216

Shield clamping saddle; 21.8 mm wide; 6 ... 16 mm



Item No.: 790-124

Shield clamping saddle; 27 mm wide; diameter of compatible conductor; 6 ... 24 mm



Item No.: 790-220

Shield clamping saddle; 30 mm wide; 6 ... 20 mm



Item No.: 790-140

Shield clamping saddle; diameter of compatible conductor

1.1.4 Supply module

1.1.4.1 Supply module



Item No.: 750-606

Power Supply; 24 VDC; Diagnostics; Intrinsically safe



Item No.: 750-625/000-001

Power Supply; 24 VDC; Intrinsically safe