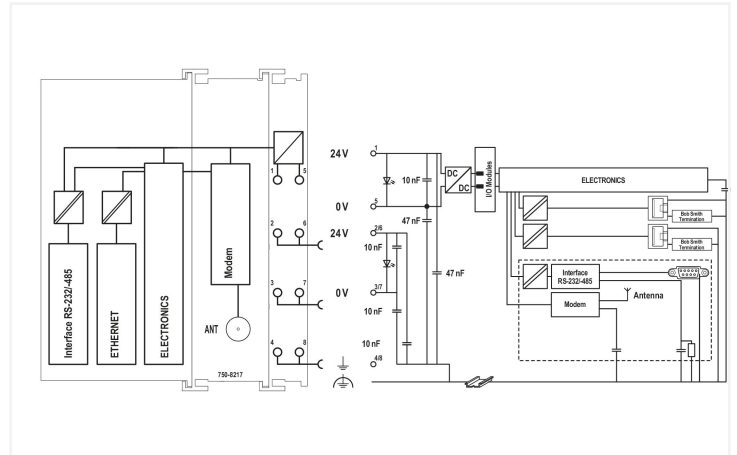



Data Sheet | Item Number: 750-8217/025-000
Controller PFC200; 2nd Generation; 2 x ETHERNET, RS-232/-485, Mobile Radio Module 4G; EU version; Ext. Temperature

<https://www.wago.com/750-8217/025-000>



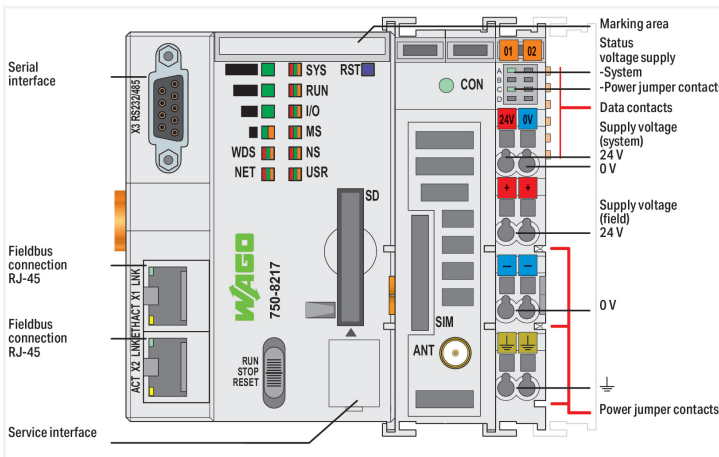
Similar to illustration

PFC200 Communication Options Overview

Option	Part No.	Part Description	Part No.	Part Description
RS-232C (1x) Standard	750-8217	750-8217-000	750-8217	750-8217-000
RS-232C (2x) Standard	750-8217-001	750-8217-001	750-8217-001	750-8217-001
RS-232C (1x) Standard, RS-485 (1x) Standard	750-8217-002	750-8217-002	750-8217-002	750-8217-002
RS-232C (1x) Standard, RS-485 (2x) Standard	750-8217-003	750-8217-003	750-8217-003	750-8217-003
RS-232C (1x) Standard, RS-485 (1x) Standard, Modem Technology	750-8217-004	750-8217-004	750-8217-004	750-8217-004
RS-232C (1x) Standard, RS-485 (1x) Standard, Modem Technology, I/O Modules	750-8217-005	750-8217-005	750-8217-005	750-8217-005
RS-232C (1x) Standard, RS-485 (1x) Standard, Modem Technology, I/O Modules, Bus System Technology	750-8217-006	750-8217-006	750-8217-006	750-8217-006
RS-232C (1x) Standard, RS-485 (1x) Standard, Modem Technology, I/O Modules, Bus System Technology, Modem Technology	750-8217-007	750-8217-007	750-8217-007	750-8217-007
Modem Technology	750-8217-008	750-8217-008	750-8217-008	750-8217-008
Modem Technology, I/O Modules	750-8217-009	750-8217-009	750-8217-009	750-8217-009
Modem Technology, I/O Modules, Bus System Technology	750-8217-010	750-8217-010	750-8217-010	750-8217-010
Modem Technology, I/O Modules, Bus System Technology, Modem Technology	750-8217-011	750-8217-011	750-8217-011	750-8217-011

Länder/ Country	EU Variant 750-8217	EU Variant Ext. Temp 750-8217/025-000	Global Variant 750-8217/600-000	Global Variant Ext. Temp. 750-8217/625-000
EU ¹	X	X	X	X
Canada			X	X
Egypt				X
Turkey				X
UK	X	X	X	X
USA			X	X

¹ EFTA countries (Iceland, Liechtenstein, Norway and Switzerland) accept CE approvals



The PFC200 Controller is a compact PLC for the modular WAGO I/O System. Besides network and fieldbus interfaces, the controller supports all digital, analog and specialty I/O modules found within the 750/753 Series.

Two ETHERNET interfaces and an integrated switch enable line topology wiring.

The integrated cellular modem provides a wireless connection to the Internet and includes a radio license for EU countries. Other countries upon request.

An integrated Webserver provides user configuration options, while displaying PFC200 status information.

Besides standard machinery and equipment control, as well as building automation, typical applications for the PFC200 include decentralized data logging for the process industry.

Advantages:

- Programming per IEC 61131-3
- Programmable via **e!COCKPIT**
- Direct connection of WAGO's I/O modules
- 2 x ETHERNET (configurable), RS-232/485
- Linux operating system with RT-Preempt patch
- Configuration via **e!COCKPIT** or Web-Based Management interface
- Maintenance-free

Notes	
Note	Country approvals: All EU countries (approvals for other countries upon request)

Technical data	
Communication	Modbus (TCP, UDP) ETHERNET EtherNet/IP™ Adapter (slave), library for e!RUNTIME Modbus RTU RS-232 serial interface RS-485 interface MQTT BACnet/IP, requires an additional license EtherCAT® master (requires an additional license) Telecontrol protocols, requires an additional license
ETHERNET protocols	DHCP DNS NTP FTP FTPS SNMP HTTP HTTPS SSH
Telecontrol protocols	IEC 60870 (additional license as slave or master) IEC 61850 (additional license as Client or Server) DNP3 (additional license as Slave or Master)
Visualization	Web-Visu
Operating system	Real-time Linux (with RT-Preempt patch)
CPU	Cortex A8; 1 GHz
Programming languages per IEC 61131-3	Instruction List (IL) Ladder Diagram (LD) Function Block Diagram (FBD) Continuous Function Chart (CFC) Structured Text (ST) Sequential Function Chart (SFC)
Programming environment	e!COCKPIT (based on CODESYS V3)
Configuration options	e!COCKPIT WAGO-I/O-CHECK Web-Based Management e!RUNTIME library CODESYS Library
Security encryption	OpenVPN, IPsec, firewall
Services	SMS (bidirectional) GPRS connection to Internet
Radio technology	GSM/UMTS/LTE
Frequency band	GSM dual band (B3; B8); E-UTRA bands (B1; B3; B5; B7; B8; B20; B38; B40; B41)
Baud rate (communication/fieldbus 1)	10/100 Mbit/s
Baud rate	10/100 Mbit/s

Technical data

Transmission medium (communication/fieldbus)	Twisted pair S-UTP; 100 Ω; Cat. 5; 100 m maximum cable length
Main memory (RAM)	512 MB
Internal memory (flash)	4096 MB
Non-volatile hardware memory	128 KB
Program memory	32 MB
Data memory	128 MB
Non-volatile software memory	128 KB
Type of memory card	SD and SDHC up to 32 GB (all guaranteed properties only valid with WAGO's memory card)
Memory card slot	Push-push mechanism; cover lid (sealable)
SIM card type	Mini-SIM; Temperature range: -20 ... +85 °C
SIM card slot	Push-push mechanism
Number of modules per node (max.)	250
Number of modules without a bus extension (max.)	64
Input and output process image (internal) max.	1000 words/1000 words
Input and output process image (Modbus®) max.	CODESYS V3: 32000 words/32000 words
Indicators	LED (SYS, RUN, I/O, MS, NS, USR, S1 ... S4, WDS, NET) red/green/orange: system status, program, local data bus, status programmable by user (can be used via CODESYS library), signal strength S1 ... S4, data service status; LED (CON, A, B) green: mobile network status, system power supply status, field supply status
Supply voltage (system)	24 VDC (-25 ... +30 %); via pluggable connector (CAGE CLAMP® connection)
Input current (typ.) at nominal load (24 V)	550 mA
Total current (system supply)	700 mA
Supply voltage (field)	24 VDC (-25 ... +30 %); via power jumper contacts
Current carrying capacity (power jumper contacts)	10 A
Number of outgoing power jumper contacts	3
Isolation	500 V system/field

Connection data

Connection technology: communication/fieldbus	Modbus (TCP, UDP): 2 x RJ-45; Modbus RTU: 1 x D-sub 9 socket; RS-232 serial interface: 1 x D-sub 9 socket; RS-485 interface: 1 x D-sub 9 socket
Connection technology: system supply	2 x CAGE CLAMP®
Connection technology: field supply	6 x CAGE CLAMP®
Connection type 1	System/field supply
Solid conductor	0.08 ... 2.5 mm ² / 28 ... 14 AWG
Fine-stranded conductor	0.08 ... 2.5 mm ² / 28 ... 14 AWG
Strip length	8 ... 9 mm / 0.31 ... 0.35 inches
Connection technology: antenna	1 x SMA socket
Connection technology: device configuration	1 x Male connector; 4-pole

Physical data

Width	102.5 mm / 4.035 inches
Height	100 mm / 3.937 inches
Depth	71.9 mm / 2.831 inches
Depth from upper-edge of DIN-rail	64.7 mm / 2.547 inches

Mechanical data

Weight	305.4 g
Housing material	Polycarbonate; polyamide 6.6
Conformity marking	CE

Environmental requirements

Ambient temperature (operation)	-20 ... +60 °C
Ambient temperature (storage)	-40 ... +85 °C
Protection type	IP20
Pollution degree	2 per IEC 61131-2
Operating altitude	without temperature derating: 0 ... 2000 m; with temperature derating: 2000 ... 5000 m (0.5 K/100 m); 5000 m (max.)
Relative humidity (without condensation)	95 %
Relative humidity (with condensation)	Short-term condensation per Class 3K6/IEC EN 60721-3-3 and E-DIN 40046-721-3, accounting for a temperature range of -20 to +60 °C (except for wind-driven precipitation, water and ice formation)
Mounting position	any
Mounting type	DIN-35 rail
Vibration resistance	per IEC 60068-2-6
Shock resistance	15g per IEC 60068-2-27
EMC immunity to interference	per EN 61000-6-2, marine applications
EMC emission of interference	per EN 61000-6-3, marine applications
Exposure to pollutants	per IEC 60068-2-42 and IEC 60068-2-43
Fire load	3.904 MJ
Permissible H ₂ S contaminant concentration at a relative humidity 75 %	10 ppm
Permissible SO ₂ contaminant concentration at a relative humidity 75 %	25 ppm

Commercial data

ETIM 8.0	EC000236
ETIM 7.0	EC000236
PU (SPU)	1 pcs
Packaging type	Box
Country of origin	DE
GTIN	4055143984331
Customs tariff number	85371091990

Environmental Product Compliance

CAS-No.	1303-86-2 1317-36-8 693-98-1 7439-92-1 79-94-7
REACH Candidate List Substance	2,2',6,6'-tetrabromo-4,4'-isopropylidenediphenol 2-methylimidazole Diboron trioxide Lead Lead monoxide Perfluorobutane sulfonic acid (PFBS) and its salts
RoHS Compliance Status	Compliant, With Exemption
RoHS Exemption	6(c) 7(a) 7(c)-I 7(c)-II
SCIP notification number (Austria)	1e50a845-9ed3-4676-b3a9-b3292578a8bb
SCIP notification number (Belgium)	fd3aab14-b245-423d-80d3-a9bd11f9a0c2
SCIP notification number (Bulgaria)	1d82220f-d76b-43e3-94ef-1203db482a3f
SCIP notification number (Czech Republic)	f291b846-a100-42c9-8e3d-388298c8615f
SCIP notification number (Denmark)	0436f1ee-382f-4242-9259-5673376af2b7
SCIP notification number (Finland)	eca9bc40-7d37-41bc-ac6d-20274d8d9abd

Environmental Product Compliance

SCIP notification number (France)	b73ab07e-4d56-4879-8e85-37a966b5c6a1
SCIP notification number (Germany)	03c2abf5-1b5c-4279-8301-cd6569c90594
SCIP notification number (Hungary)	0dc48dfc-2ef8-4f0e-a046-5672e25be9a1
SCIP notification number (Italy)	f003be34-e461-4bd6-b2b4-6d048c7a1c21
SCIP notification number (Netherlands)	93ce2506-d79d-4385-93bb-6c3c4e6e81cb
SCIP notification number (Poland)	61cdf6ea-a67a-4eef-a7ab-2f8db4ba1dc6
SCIP notification number (Romania)	5daefa5a-84c5-4cb5-b3ce-ab4f80f10ff3
SCIP notification number (Sweden)	2b5b5d4b-4eea-4715-bcde-920cf1b31b2f

Approvals / Certificates

General approvals

Declarations of conformity and manufacturer's declarations



Approval	Standard	Certificate Name
EAC Brjansker Zertifizierungsstelle	TP TC 020/2011	EAC RU C-DE.AM02. B.00087/19
KC National Radio Research Agency	Article 58-2, Clause 3	MSIP-REM-W43-PFC750

Approval	Standard	Certificate Name
EU-Declaration of Conformity WAGO GmbH & Co. KG	-	-

Approvals for marine applications



Approval	Standard	Certificate Name
BSH Bundesamt fuer Seeschifffahrt und Hydrographie	-	1104
DNV DNV Germany GmbH	DNV-CG-0339, Aug. 2021	TAA00001J4

Downloads

Environmental Product Compliance

Compliance Search
Environmental Product Compliance 750-8217/025-000

Documentation

Manual			System Description			
Produktthandbuch PFC200; 2ETH RS 4G	1.10.0 / FW 25 23.06.2023	pdf 4304.64 KB	↓	Overview on WAGO-I/O-SYSTEM 750 approvals	pdf 770.48 KB	↓
System Manual WAGO I/O System 750/753	V 3.3.3 29.08.2023	pdf 8512.61 KB	↓	Controller PFC100/200, General Product Information	pdf 578.66 KB	↓
System Manual Series 750/753			↓			
Product Manual OPC UA Mapping Editor	V 1.1.0 11.03.2022	pdf 3314.23 KB	↓			
OPC_UA Mapping Editor			↓			

Additional Information

Additional Information			Bid Text			
WAGO OPC UA Server	V 1.1.0 28.01.2021	pdf 1132.87 KB	↓	750-8217/025-000	docx 19.00 KB	↓
				750-8217/025-000	xml 10.78 KB	↓

CAD/CAE-Data

CAD data		CAE data	
2D/3D Models 750-8217/025-000	↓	EPLAN Data Portal 750-8217/025-000	↓

Engineering-Software

Configuration and Commissioning Software			
(759-316) WAGO Ethernet Settings / Serie 750	06.18.01.01 02.09.2021	zip 26678.54 KB	↓
WAGOUpload	1.16.1.0 02.02.2022	zip 12111.45 KB	↓

Runtime Software

Firmware			
Image Update (SD Karte) PFC100/200 für Codesys V2.3 u. Elcockpit	V 22 SP1 12.12.2022	zip 205815.20 KB	↓
WUP Update (WAGOUploadTool) PFC100/200 Codesys V2.3 u. Elcockpit	V 22 SP1 12.12.2022	zip 203580.70 KB	↓

1 Compatible Products

1.1 Optional Accessories

1.1.1 Antenna

1.1.1.1 Antenna



Item No.: 758-975

Magnetic foot antenna; with 2.5m cable and SMA plug; GSM/ UMTS/ LTE/ Bluetooth®/ WLAN; 698-960, 1710-6000 MHz

Item No.: 758-974

Radio antenna; with 2m cable and SMA plug; GSM/ UMTS/ LTE/ Bluetooth®/ WLAN; 698-960, 1710-6000 MHz; 2G/3G/4G/5G

Item No.: 758-974/000-001

Radio antenna; with 2m cable and SMA plug; GSM/ UMTS/ LTE/ Bluetooth®/ WLAN; 698-960, 1710-6000 MHz; 2G/3G/4G/5G

1.1.2 Cables and connectors

1.1.2.1 Connecting cable



Item No.: 758-970/000-100

Connecting cable with SMA socket and SMA plug; Cable length 1 m; Cable type H155; GSM/ UMTS/ LTE/ Bluetooth®/ WLAN

Item No.: 758-970/000-1000

Connecting cable with SMA socket and SMA plug; Cable length 10 m; Cable type H155; GSM/ UMTS/ LTE/ Bluetooth®/ WLAN

Item No.: 758-970/000-300

Connecting cable with SMA socket and SMA plug; Cable length 3 m; Cable type H155; GSM/ UMTS/ LTE/ Bluetooth®/ WLAN

Item No.: 758-970/000-500

Connecting cable with SMA socket and SMA plug; Cable length 5 m; Cable type H155; GSM/ UMTS/ LTE/ Bluetooth®/ WLAN

1.1.2.2 Connector plug



Item No.: 750-979/000-011

Connector ETHERNET; RJ-45; Cat. 6A; angled; Code T568A; AWG 22; Strain relief

Item No.: 750-979/000-021

Connector ETHERNET; RJ-45; Cat. 6A; angled; Code T568A; AWG 24; Strain relief

Item No.: 750-979/000-012

Connector ETHERNET; RJ-45; Cat. 6A; angled; Code T568B; AWG 22; Strain relief

Item No.: 750-979/000-022

Connector ETHERNET; RJ-45; Cat. 6A; angled; Code T568B; AWG 24; Strain relief



Item No.: 750-977/000-011

Connector ETHERNET; RJ-45; Cat. 6A; straight; Code T568A; AWG 22

Item No.: 750-978/000-011

Connector ETHERNET; RJ-45; Cat. 6A; straight; Code T568A; AWG 22; Strain relief

Item No.: 750-977/000-021

Connector ETHERNET; RJ-45; Cat. 6A; straight; Code T568A; AWG 24

Item No.: 750-978/000-021

Connector ETHERNET; RJ-45; Cat. 6A; straight; Code T568A; AWG 24; Strain relief



Item No.: 750-977/000-012

Connector ETHERNET; RJ-45; Cat. 6A; straight; Code T568B; AWG 22

Item No.: 750-978/000-012

Connector ETHERNET; RJ-45; Cat. 6A; straight; Code T568B; AWG 22; Strain relief

Item No.: 750-977/000-022

Connector ETHERNET; RJ-45; Cat. 6A; straight; Code T568B; AWG 24

Item No.: 750-978/000-022

Connector ETHERNET; RJ-45; Cat. 6A; straight; Code T568B; AWG 24; Strain relief



Item No.: 750-975

ETHERNET RJ-45 connector, IP20; ETHERNET 10/100 Mbit/s; for field assembly

1.1.3 Communication

1.1.3.1 Communication cable



Item No.: 750-923

Configuration cable; USB connector;
Length: 2.5 m

Item No.: 750-923/000-001

Configuration cable; USB connector;
Length: 5 m

1.1.4 DIN-rail

1.1.4.1 Mounting accessories



Item No.: 210-196

Aluminum carrier rail; 35 x 8.2 mm; 1.6 mm thick; 2 m long; unslotted; similar to EN 60715; silver-colored

Item No.: 210-198

Copper carrier rail; 35 x 15 mm; 2.3 mm thick; 2 m long; unslotted; according to EN 60715; copper-colored

Item No.: 210-508

Steel carrier rail; 35 x 15 mm; 1.5 mm thick; 2 m long; slotted; galvanized; similar to EN 60715; silver-colored

Item No.: 210-197

Steel carrier rail; 35 x 15 mm; 1.5 mm thick; 2 m long; slotted; similar to EN 60715; silver-colored



Item No.: 210-506

Steel carrier rail; 35 x 15 mm; 1.5 mm thick; 2 m long; unslotted; galvanized; similar to EN 60715; silver-colored

Item No.: 210-114

Steel carrier rail; 35 x 15 mm; 1.5 mm thick; 2 m long; unslotted; similar to EN 60715; silver-colored

Item No.: 210-118

Steel carrier rail; 35 x 15 mm; 2.3 mm thick; 2 m long; unslotted; according to EN 60715; silver-colored

Item No.: 210-115

Steel carrier rail; 35 x 7.5 mm; 1 mm thick; 2 m long; slotted; according to EN 60715; "Hole width 18 mm; silver-colored



Item No.: 210-112

Steel carrier rail; 35 x 7.5 mm; 1 mm thick; 2 m long; slotted; according to EN 60715; "Hole width 25 mm; silver-colored

Item No.: 210-504

Steel carrier rail; 35 x 7.5 mm; 1 mm thick; 2 m long; slotted; galvanized; according to EN 60715; silver-colored

Item No.: 210-113

Steel carrier rail; 35 x 7.5 mm; 1 mm thick; 2 m long; unslotted; according to EN 60715; silver-colored

Item No.: 210-505

Steel carrier rail; 35 x 7.5 mm; 1 mm thick; 2 m long; unslotted; galvanized; according to EN 60715; silver-colored

1.1.5 Marking

1.1.5.1 Group marker carrier



Item No.: 750-107

Group marker carrier

1.1.5.2 Marker



Item No.: 2009-145/000-006

Mini-WSB Inline; for Smart Printer; 1700 pieces on roll; stretchable 5 - 5.2 mm; plain; snap-on type; blue

Item No.: 2009-145/000-007

Mini-WSB Inline; for Smart Printer; 1700 pieces on roll; stretchable 5 - 5.2 mm; plain; snap-on type; gray

Item No.: 2009-145/000-023

Mini-WSB Inline; for Smart Printer; 1700 pieces on roll; stretchable 5 - 5.2 mm; plain; snap-on type; green

Item No.: 2009-145/000-012

Mini-WSB Inline; for Smart Printer; 1700 pieces on roll; stretchable 5 - 5.2 mm; plain; snap-on type; orange



Item No.: 2009-145/000-005

Mini-WSB Inline; for Smart Printer; 1700 pieces on roll; stretchable 5 - 5.2 mm; plain; snap-on type; red

Item No.: 2009-145/000-024

Mini-WSB Inline; for Smart Printer; 1700 pieces on roll; stretchable 5 - 5.2 mm; plain; snap-on type; violet

Item No.: 2009-145

Mini-WSB Inline; for Smart Printer; 1700 pieces on roll; stretchable 5 - 5.2 mm; plain; snap-on type; white

Item No.: 2009-145/000-002

Mini-WSB Inline; for Smart Printer; 1700 pieces on roll; stretchable 5 - 5.2 mm; plain; snap-on type; yellow



Item No.: 248-501/000-006

Mini-WSB marking card; as card; not stretchable; plain; snap-on type; blue

Item No.: 248-501/000-007

Mini-WSB marking card; as card; not stretchable; plain; snap-on type; gray

Item No.: 248-501/000-023

Mini-WSB marking card; as card; not stretchable; plain; snap-on type; green

Item No.: 248-501/000-017

Mini-WSB marking card; as card; not stretchable; plain; snap-on type; light green

1.1.5.2 Marker



Item No.: 248-501/000-012
Mini-WSB marking card; as card; not stretchable; plain; snap-on type; orange

Item No.: 248-501/000-005
Mini-WSB marking card; as card; not stretchable; plain; snap-on type; red

Item No.: 248-501/000-024
Mini-WSB marking card; as card; not stretchable; plain; snap-on type; violet

Item No.: 248-501
Mini-WSB marking card; as card; not stretchable; plain; snap-on type; white



Item No.: 248-501/000-002
Mini-WSB marking card; as card; not stretchable; plain; snap-on type; yellow

1.1.5.3 Marker carrier



Item No.: 750-103
Group marker carrier

1.1.6 Memory card

1.1.6.1 Memory card



Item No.: 758-879/000-2108
Memory Card SD; pSLC-NAND; 8 GB; Temperature range: -40 to 90°C

Item No.: 758-879/000-001
Memory Card SD; SLC-NAND; 2 GByte; Temperature from -40 to 90 °C

1.1.7 Shield termination

1.1.7.1 Shield clamping saddles



Item No.: 790-108
Shield clamping saddle; 11 mm wide; diameter of compatible conductor; 3 ... 8 mm

Item No.: 790-208
Shield clamping saddle; 12.4 mm wide; 3 ... 8 mm

Item No.: 790-116
Shield clamping saddle; 19 mm wide; diameter of compatible conductor; 7 ... 16 mm

Item No.: 790-216
Shield clamping saddle; 21.8 mm wide; 6 ... 16 mm



Item No.: 790-124
Shield clamping saddle; 27 mm wide; diameter of compatible conductor; 6 ... 24 mm

Item No.: 790-220
Shield clamping saddle; 30 mm wide; 6 ... 20 mm

Item No.: 790-140
Shield clamping saddle; diameter of compatible conductor

1.1.8 Software

1.1.8.1 Basic version



Item No.: 2759-101/1110-4000
e!COCKPIT; Buy-out License

Item No.: 2759-101/1110-2005
e!COCKPIT; Multi-User License; 05 pcs

Item No.: 2759-101/1110-2010
e!COCKPIT; Multi-User License; 10 pcs

Item No.: 2759-101/1110-2015
e!COCKPIT; Multi-User License; 15 pcs



Item No.: 2759-101/1110-2020
e!COCKPIT; Multi-User License; 20 pcs

Item No.: 2759-101/1110-3000
e!COCKPIT; Site License

Item No.: 2759-101/1110-2002
e!COCKPIT; Workstation License

1.1.8.2 Software application



Item No.: 2759-206/261-1000
Application Energy Data Management;
Single License; Online activation



Item No.: 2759-2015/260-1000
Application Grid Gateway; Single License



Item No.: 2759-2015/261-1000
Application Grid Gateway; Single License;
Online activation

Item No.: 2759-120/1121-1000
e!COCKPIT MTP; Single License; Online
activation



Item No.: 2759-245/211-1000
Library Controller Redundancy Master;
Single License; Online activation



Item No.: 2759-208/211-1000
Library MTP; Single License; Online acti-
vation



Item No.: 2759-207/271-1000
Visualization Energy Data Management;
Single License; Online activation

1.1.9 System enclosure

1.1.9.1 System enclosure



Item No.: 850-825
IP65 enclosure; Aluminium (RAL 7032);
WxHxD (160x100x160 mm); 9 x M12, 4 x
M20



Item No.: 850-826
IP65 enclosure; Aluminium (RAL 7032);
WxHxD (240x100x160 mm); 4 x M20, 4 x
M16, 14 x M12 cable grip



Item No.: 850-827
IP65 enclosure; Aluminium (RAL 7032);
WxHxD (320x100x160 mm); 4 x M20, 8 x
M16, 17 x M12 cable grip



Item No.: 850-828
IP65 enclosure; Aluminium (RAL 7032);
WxHxD (480x100x160 mm); 4 x M20, 10 x
M16, 35 x M12 cable grip



Item No.: 850-826/002-000
IP65 enclosure; Aluminium (RAL 7035);
WxHxD (240x100x160 mm); 4 x M20, 4 x
M16, 14 x M12 cable grip



Item No.: 850-827/002-000
IP65 enclosure; Aluminium (RAL 7035);
WxHxD (320x100x160 mm); 4 x M20, 8 x
M16, 17 x M12 cable grip



Item No.: 850-828/002-000
IP65 enclosure; Aluminium (RAL 7035);
WxHxD (480x100x160 mm); 4 x M20, 10 x
M16, 35 x M12 cable grip



Item No.: 850-834
IP65 enclosure; Polyester (RAL 7032); Wx-
HxD (164x100x164 mm); 9 x M12, 4 x M20



Item No.: 850-835
IP65 enclosure; Polyester (RAL 7032); Wx-
HxD (244x100x164 mm); 4 x M20, 4 x
M16, 14 x M12 cable grip



Item No.: 850-836
IP65 enclosure; Polyester (RAL 7032);
WxHxD (324x100x164 mm); 4 x M20, 8 x
M16, 17 x M12 cable grip



Item No.: 850-814/002-000
IP65 enclosure; Sheet steel (RAL 7035);
WxHxD (200x120x200 mm); without flan-
ge plate



Item No.: 850-815/002-000
IP65 enclosure; Sheet steel (RAL 7035);
WxHxD (300x120x200 mm); without flan-
ge plate



Item No.: 850-816/002-000
IP65 enclosure; Sheet steel (RAL 7035);
WxHxD (400x120x200 mm); without flan-
ge plate



Item No.: 850-817/002-000
IP65 enclosure; Sheet steel (RAL 7035);
WxHxD (600x120x200 mm); without flan-
ge plate