

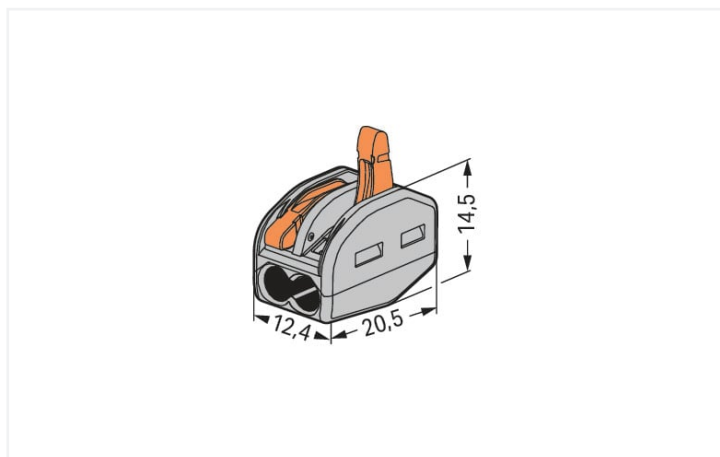
Data Sheet | Item Number: 222-412

CLASSIC Splicing Connector; for all conductor types; max. 4 mm²; 2-conductor;
with levers; gray housing; Surrounding air temperature: max 40°C; 2,50 mm²; gray

<https://www.wago.com/222-412>



Color: ■ gray



Dimensions in mm

Notes

| | |
|--------------------|-------------------------|
| Safety information | in grounded power lines |
|--------------------|-------------------------|

Electrical data

| Ratings per | EN 60664 | | |
|----------------------|----------|-----|-------|
| Overvoltage category | III | III | II |
| Pollution degree | 3 | 2 | 2 |
| Nominal voltage | - | - | 400 V |
| Rated surge voltage | - | - | 4 kV |
| Rated current | - | - | 32 A |

Connection data

| | |
|----------------------------|---|
| Connection points | 2 |
| Total number of potentials | 1 |

Connection 1

| | |
|---------------------------------|--|
| Connection technology | CAGE CLAMP® |
| Actuation type | Lever |
| Connectable conductor materials | Copper |
| Solid conductor | 0.08 ... 2.5 mm ² / 28 ... 12 AWG |
| Stranded conductor | 0.08 ... 2.5 mm ² / 28 ... 12 AWG |
| Fine-stranded conductor | 0.08 ... 4 mm ² / 28 ... 12 AWG |
| Strip length | 9 ... 10 mm / 0.35 ... 0.39 inches |
| Wiring direction | Side-entry wiring |

Physical data

| | |
|--------|------------------------|
| Width | 12.4 mm / 0.488 inches |
| Height | 14.5 mm / 0.571 inches |
| Depth | 20.5 mm / 0.807 inches |

Material data

| | |
|-----------------------------|--|
| Note (material data) | Information on material specifications can be found here |
| Color | gray |
| Flammability class per UL94 | V0 |
| Fire load | 0.067 MJ |
| Actuator color | orange |
| Weight | 3.1 g |

Environmental requirements

| | |
|----------------------------------|--------|
| Ambient temperature (operation) | +40 °C |
| Continuous operating temperature | 85 °C |

Commercial data

| | |
|-----------------------|---------------|
| eCl@ss 10.0 | 27-14-11-04 |
| eCl@ss 9.0 | 27-14-11-04 |
| ETIM 8.0 | EC000446 |
| ETIM 7.0 | EC000446 |
| PU (SPU) | 500 (50) pcs |
| Packaging type | Box |
| Country of origin | DE |
| GTIN | 4050821346470 |
| Customs tariff number | 85369010000 |

Environmental Product Compliance

| | |
|------------------------|-------------------------|
| RoHS Compliance Status | Compliant, No Exemption |
|------------------------|-------------------------|

Approvals / Certificates

General approvals



| Approval | Standard | Certificate Name |
|---|----------|------------------|
| ENEC 15 UL International Demko A/S | EN 60998 | ENEC-01360 |
| UL_Listed_64KA UL International Germany GmbH | UL 467 | E201573 |
| UL UL International Germany GmbH | UL 486C | E69654 |

Declarations of conformity and manufacturer's declarations

| Approval | Standard | Certificate Name |
|--|----------|------------------|
| EU-Declaration of Conformity WAGO GmbH & Co. KG | - | - |
| UK-Declaration of Conformity WAGO GmbH & Co. KG | - | - |

Approvals for marine applications



| Approval | Standard | Certificate Name |
|--|----------|------------------|
| ABS American Bureau of Shipping | - | 18-HG1755093-PDA |
| DNV GL Det Norske Veritas, Germanischer Lloyd | EN 60998 | TAE000015T |
| LR Lloyds Register | EN 60998 | LR22207029TA |

Downloads

Environmental Product Compliance

Compliance Search

Environmental Product Compliance 222-412



Documentation

Bid Text

| | | | |
|---------|------------|------------------|--|
| 222-412 | 19.02.2019 | xml 3.38 KB | |
| 222-412 | 23.01.2019 | docx 15.35 KB | |

CAD/CAE-Data

CAD data

2D/3D Models 222-412



CAE data

EPLAN Data Portal 222-412



WSCAD Universe 222-412



ZUKEN Portal 222-412



1 Compatible Products

1.1 Optional Accessories

1.1.1 Mounting adapter

1.1.1.1 Mounting accessories




Item No.: 222-500


Mounting carrier; 222 Series; for DIN-35 rail mounting/screw mounting; orange

Installation Notes


Conductor termination



Strip conductor to 9 ... 10 mm (0.35 ... 0.39 inch).



Termination: Lift the lever to open the clamping unit and insert a stripped conductor.




Then, lower the lever to close the clamp.

Testing



Testing via Profi-LED+ voltage tester (206-806).


Application




Wiring fine-stranded conductors in junction boxes.



Custom low-voltage lighting system



Connecting pre-wired and pre-fabricated components (e.g., in mobile homes).



Lighting fixture connection with fine-stranded wires and power feed



Compact, lever-operated splicing connectors:

They connect up to five stripped, fine-stranded conductors from 0.08 to 4 mm² (28 ... 12 AWG), as well as solid or stranded conductors from up to 2.5 mm² (12 AWG) – without tools!

How they work:

Pull up one of the orange operating levers to open the clamping unit so that the lever engages and keeps the clamp in its opened position. Then insert the conductor and push the lever back down, flush with the connector housing.

Safety:

The lever's specially designed rest position reliably prevents accidental unclamping of a connected conductor. Application safety, for any type of conductor (solid, stranded, fine-stranded), is confirmed by approvals like ENEC or UL.

ENEC is the European mark for electrical products that demonstrates compliance with European safety standards. The ENEC mark is subjected to the same EN standards as the VDE mark.

While the VDE mark is only permitted in Germany, the ENEC mark is accepted in more than 20 European countries.