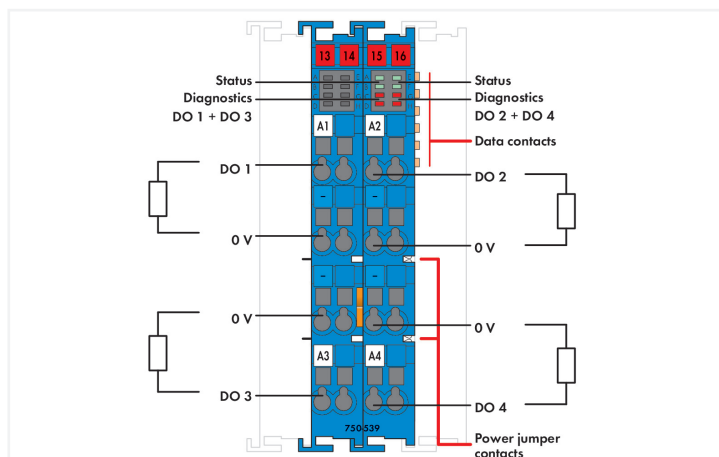
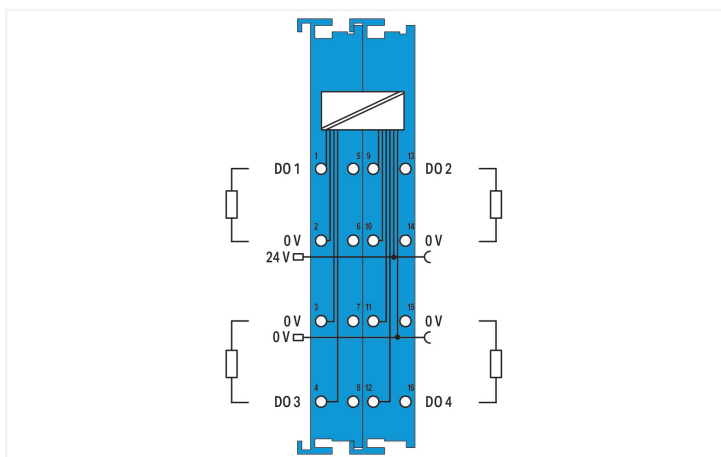
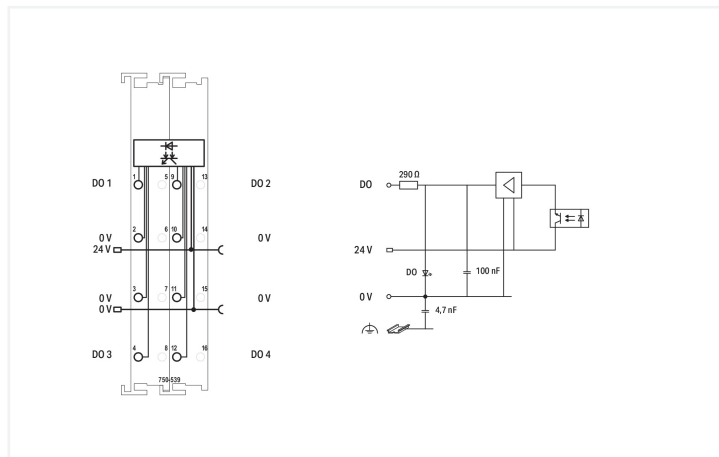


Color: ■ light blue



This digital output module controls actuators operating in Zone 0+1 hazardous areas. Intrinsically safe valves can be directly controlled. The WAGO I/O System 750 must be installed either in Zone 2 or in a non-hazardous area. All outputs are electronically short-circuit-protected.

**Indicators:**

- Green LED (output status)
- Red LED (wire breakage, short circuit)
- Field and system levels are electrically isolated.

**Notes**

Note	The digital output module must only be operated via 24 VDC Ex i! General information (e.g., installation regulations) on explosion protection is available in the WAGO I/O System 750 manuals!
------	--

**Technical data**

Number of digital outputs	4
Total number of channels (module)	4
Signal type	Digital
Signal type (voltage)	24 VDC
Actuator connection	4 x (2-wire)
Output characteristic	high-side switching
Switching frequency (max.)	100 Hz
Load type	Resistive, inductive, lamp load
Intrinsic safety Ex i	Yes
Input data width (internal) max.	4 bits

### Technical data

Output data width (internal) max.	4 bits
Supply voltage (system)	5 VDC; via data contacts
Current consumption (5 V system supply)	20 mA
Supply voltage (field)	24 VDC; (Ex i power supply: $U_o = \text{max. } 27.3 \text{ V}$ ); via power jumper contacts (power supply via blade contact; transmission via spring contact)
Current consumption, field supply (module with no external load)	10 mA
Power consumption $P_{\text{max}}$	4.86 W (at 47 mA output current)
Isolation	300 VAC system/supply
Number of incoming power jumper contacts	2
Number of outgoing power jumper contacts	2
Current carrying capacity (power jumper contacts)	1 A
Indicators	LED (A, B, E, F) green: Status DO 1 ... DO 4; LED (C, D, G, H) red: Diagnostics DO 1 ... DO 4
Marking	ATEX/IECEx: II 3 (1) G Ex ec [ia Ga] IIC T4 Gc; II (1) D [Ex ia Da] IIIC; I (M1) [Ex ia Ma] I

### Explosion protection

Ex standard	EN IEC 60079-0, -7, -11
Safety-relevant data (circuit)	$U_o = 27.3 \text{ V}$ ; $I_o = 117.5 \text{ mA}$ ; $P_o = 800.1 \text{ mW}$ ; linear characteristic curve
Reactances Ex ia IIC	$L_o = 13 \mu\text{H}$ ; $C_o = 88 \text{ nF}$
Reactances Ex ia IIB	$L_o = 8.1 \text{ mH}$ ; $C_o = 683 \text{ nF}$
Reactances Ex ia IIA	$L_o = 14 \text{ mH}$ ; $C_o = 2.28 \mu\text{F}$
Reactances Ex ia I	$L_o = 21 \text{ mH}$ ; $C_o = 540 \text{ nF}$
Reactances (note)	Reactances without accounting for the concurrence of capacitance ( $C_o$ ) and inductance ( $L_o$ )

### Connection data

Connection technology: inputs/outputs	16 x CAGE CLAMP®
Connection type 1	Inputs/outputs
Solid conductor	0.08 ... 2.5 mm <sup>2</sup> / 28 ... 14 AWG
Fine-stranded conductor	0.08 ... 2.5 mm <sup>2</sup> / 28 ... 14 AWG
Strip length	8 ... 9 mm / 0.31 ... 0.35 inches

### Physical data

Width	24 mm / 0.945 inches
Height	100 mm / 3.937 inches
Depth	67.8 mm / 2.669 inches
Depth from upper-edge of DIN-rail	60.6 mm / 2.386 inches

### Mechanical data

Mounting type	DIN-35 rail
---------------	-------------

### Material data

Color	light blue
Housing material	Polycarbonate; polyamide 6.6
Fire load	2.035 MJ
Weight	88.5 g
Conformity marking	CE

### Environmental requirements

Ambient temperature (operation)	0 ... +55 °C
Ambient temperature (storage)	-25 ... +85 °C
Protection type	IP20
Pollution degree	2 per IEC 61131-2
Operating altitude	0 ... 2000 m / 0 ... 6562 ft
Mounting position	horizontal (standing/lying); vertical
Relative humidity (without condensation)	95 %
Vibration resistance	per IEC 60068-2-6
Shock resistance	15g per IEC 60068-2-27
EMC immunity to interference	per EN 61000-6-2, marine applications
EMC emission of interference	per EN 61000-6-3, marine applications
Exposure to pollutants	per IEC 60068-2-42 and IEC 60068-2-43
Permissible H <sub>2</sub> S contaminant concentration at a relative humidity 75 %	10 ppm
Permissible SO <sub>2</sub> contaminant concentration at a relative humidity 75 %	25 ppm

### Commercial data

eCl@ss 10.0	27-24-26-04
eCl@ss 9.0	27-24-26-04
ETIM 8.0	EC001599
ETIM 7.0	EC001599
PU (SPU)	1 pcs
Packaging type	Box
Country of origin	DE
Customs tariff number	85371098990

### Environmental Product Compliance

CAS-No.	1303-86-2 1317-36-8 7439-92-1
REACH Candidate List Substance	Diboron trioxide Lead Lead monoxide
RoHS Compliance Status	Compliant,With Exemption
RoHS Exemption	6(c) 7(a) 7(c)-I 7(c)-II
SCIP notification number (Austria)	e34a3d4a-a1fb-40f8-bb5b-54bf7c28fdaa
SCIP notification number (Belgium)	2ce8ca47-89a4-4c43-9427-dd8fe99d3e7b
SCIP notification number (Bulgaria)	75528983-07fe-4087-af2d-af7edf979c73
SCIP notification number (Czech Republic)	f9fb62b0-c110-4b20-b537-5f7510b2a650
SCIP notification number (Denmark)	64b48830-f285-4cef-aac8-318ab049c8ef
SCIP notification number (Finland)	d21d7caf-d593-4078-a77f-144b060c5b80
SCIP notification number (France)	8b7b3506-826e-4320-9f88-d4aca5af520d
SCIP notification number (Germany)	8ec2c402-dd38-40d4-a575-630c5dcb958a
SCIP notification number (Hungary)	441ec9b2-f306-4c04-afe9-d73926e312af
SCIP notification number (Italy)	74e79e14-0ac4-47f2-8486-55872426dabd
SCIP notification number (Netherlands)	74678b8e-c44c-499b-a41f-66be291f6a26
SCIP notification number (Poland)	7afc2831-b145-414f-83b7-93c174189b9a
SCIP notification number (Romania)	470ef858-fac1-4205-8178-bee373f05ff7
SCIP notification number (Sweden)	3528ae04-7447-476d-a23d-783b22d2f64a

## Approvals / Certificates

## General approvals



Approval	Standard	Certificate Name
EAC Brjansker Zertifizierungsstelle	TP TC 020/2011	EAC RU C-DE.AM02. B.00087/19
KC National Radio Research Agency	Article 58-2, Clause 3	MSIP-REM-W43-DOM750
UL Underwriters Laboratories Inc. (ORDINARY LOCATIONS)	-	E175199

## Declarations of conformity and manufacturer's declarations

## Approval Standard Certificate Name

EU-Ex-Declaration of Conformity  
WAGO GmbH & Co. KG

## Approvals for marine applications



Approval	Standard	Certificate Name
ABS American Bureau of Shipping	-	22-2219060
DNV DNV GL SE	DNV-CG-0339, Aug. 2021	TAA0000194
KR Korean Register of Shipping	-	KR HMB05880-AC001
LR Lloyds Register EMEA	-	LR22180952TA
PRS Polski Rejestr Statków	-	TE/2236/880590/19
RINA RINA Germany GmbH	-	ELE343521XG001

## Approvals for hazardous areas



## Approval Standard Certificate Name

ATEX TUEV Nord Cert GmbH	EN 60079-0	TUEV_12_ATEX_106032X (Ex ec[iaGa] IIC T4 Gc, [Ex iaDa] IIIC, [Ex iaMa] I)
CCC CNEX	CNCA-C23-01	2020312310000211 (Ex ec[iaGa] IIC T4 Gc, [Ex iaDa] IIIC, [Ex iaMa] I)
EAC Brjansker Zertifizierungsstelle	TP TC 012/2011	EAC RU C-DE.AM02. B.00163/19 ([Ex iaMa] I X, 2Ex e[iaGa] IIC T4 Gc X, [Ex iaDa] IIIC X)
INMETRO TÜV Rheinland do Brasil Ltda.	-	TÜV_14.1911_X
KTL Korea Testing Laboratory	KOSHA Article 34, IEC60079-0	21-KA4BO-0560X
TUEV Nord TUEV Nord Cert GmbH	IEC 60079, IEC 60079-0	IECEX TUN 12.0039X (Ex ec[iaGa] IIC T4 Gc, [Ex iaDa] IIIC, [Ex iaMa] I)
UL Underwriters Laboratories Inc. (HAZARDOUS LOCATIONS)	UL 121201	E198726 Sec.1

## Downloads

## Environmental Product Compliance

## Compliance Search

Environmental Product  
Compliance 750-539



Documentation			
Manual		System Description	
Product Manual 4-Channel, 24 VDC, VAL-VE Ex i	V 1.0.1	pdf 2041.94 KB	<a href="#">↓</a>
System Manual WAGO I/O System 750/753	V 3.3.3 29.08.2023	pdf 8512.61 KB	<a href="#">↓</a>
System Manual Series 750/753			<a href="#">↓</a>
		750/753 Series I/O-System – General Product Information	pdf 953.35 KB <a href="#">↓</a>
		Overview on WAGO-I/O-SYSTEM 750 approvals	pdf 770.48 KB <a href="#">↓</a>
		Ex i Overview	pdf 442.07 KB <a href="#">↓</a>

Bid Text		Instruction Leaflet	
750-539	19.02.2019	xml 5.84 KB	<a href="#">↓</a>
750-539	06.10.2017	doc 31.50 KB	<a href="#">↓</a>
		CCC Ex (Additional information)	26.04.2023 pdf 143.96 KB <a href="#">↓</a>

CAD/CAE-Data	
CAD data	CAE data
2D/3D Models 750-539 <a href="#">↓</a>	EPLAN Data Portal 750-539 <a href="#">↓</a>
	WSCAD Universe 750-539 <a href="#">↓</a>
	ZUKEN Portal 750-539 <a href="#">↓</a>

## 1 Compatible Products

### 1.1 Optional Accessories

#### 1.1.1 DIN-rail

##### 1.1.1.1 Mounting accessories

<b>Item No.: 210-196</b> Aluminum carrier rail; 35 x 8.2 mm; 1.6 mm thick; 2 m long; unslotted; similar to EN 60715; silver-colored	<b>Item No.: 210-198</b> Copper carrier rail; 35 x 15 mm; 2.3 mm thick; 2 m long; unslotted; according to EN 60715; copper-colored	<b>Item No.: 210-508</b> Steel carrier rail; 35 x 15 mm; 1.5 mm thick; 2 m long; slotted; galvanized; similar to EN 60715; silver-colored	<b>Item No.: 210-197</b> Steel carrier rail; 35 x 15 mm; 1.5 mm thick; 2 m long; slotted; similar to EN 60715; silver-colored
<b>Item No.: 210-506</b> Steel carrier rail; 35 x 15 mm; 1.5 mm thick; 2 m long; unslotted; galvanized; similar to EN 60715; silver-colored	<b>Item No.: 210-114</b> Steel carrier rail; 35 x 15 mm; 1.5 mm thick; 2 m long; unslotted; similar to EN 60715; silver-colored	<b>Item No.: 210-118</b> Steel carrier rail; 35 x 15 mm; 2.3 mm thick; 2 m long; unslotted; according to EN 60715; silver-colored	<b>Item No.: 210-115</b> Steel carrier rail; 35 x 7.5 mm; 1 mm thick; 2 m long; slotted; according to EN 60715; "Hole width 18 mm; silver-colored
<b>Item No.: 210-112</b> Steel carrier rail; 35 x 7.5 mm; 1 mm thick; 2 m long; slotted; according to EN 60715; "Hole width 25 mm; silver-colored	<b>Item No.: 210-504</b> Steel carrier rail; 35 x 7.5 mm; 1 mm thick; 2 m long; slotted; galvanized; according to EN 60715; silver-colored	<b>Item No.: 210-113</b> Steel carrier rail; 35 x 7.5 mm; 1 mm thick; 2 m long; unslotted; according to EN 60715; silver-colored	<b>Item No.: 210-505</b> Steel carrier rail; 35 x 7.5 mm; 1 mm thick; 2 m long; unslotted; galvanized; according to EN 60715; silver-colored

### 1.1.2 Marking

#### 1.1.2.1 Group marker carrier



**Item No.: 750-107**  
Group marker carrier

#### 1.1.2.2 Marker

**Item No.: 2009-145/000-006**  
Mini-WSB Inline; for Smart Printer; 1700 pieces on roll; stretchable 5 - 5.2 mm; plain; snap-on type; blue

**Item No.: 2009-145/000-007**  
Mini-WSB Inline; for Smart Printer; 1700 pieces on roll; stretchable 5 - 5.2 mm; plain; snap-on type; gray

**Item No.: 2009-145/000-023**  
Mini-WSB Inline; for Smart Printer; 1700 pieces on roll; stretchable 5 - 5.2 mm; plain; snap-on type; green

**Item No.: 2009-145/000-012**  
Mini-WSB Inline; for Smart Printer; 1700 pieces on roll; stretchable 5 - 5.2 mm; plain; snap-on type; orange

**Item No.: 2009-145/000-005**  
Mini-WSB Inline; for Smart Printer; 1700 pieces on roll; stretchable 5 - 5.2 mm; plain; snap-on type; red

**Item No.: 2009-145/000-024**  
Mini-WSB Inline; for Smart Printer; 1700 pieces on roll; stretchable 5 - 5.2 mm; plain; snap-on type; violet

**Item No.: 2009-145**  
Mini-WSB Inline; for Smart Printer; 1700 pieces on roll; stretchable 5 - 5.2 mm; plain; snap-on type; white

**Item No.: 2009-145/000-002**  
Mini-WSB Inline; for Smart Printer; 1700 pieces on roll; stretchable 5 - 5.2 mm; plain; snap-on type; yellow



**Item No.: 248-501/000-006**  
Mini-WSB marking card; as card; not stretchable; plain; snap-on type; blue

**Item No.: 248-501/000-007**  
Mini-WSB marking card; as card; not stretchable; plain; snap-on type; gray

**Item No.: 248-501/000-023**  
Mini-WSB marking card; as card; not stretchable; plain; snap-on type; green

**Item No.: 248-501/000-017**  
Mini-WSB marking card; as card; not stretchable; plain; snap-on type; light green



**Item No.: 248-501/000-012**  
Mini-WSB marking card; as card; not stretchable; plain; snap-on type; orange

**Item No.: 248-501/000-005**  
Mini-WSB marking card; as card; not stretchable; plain; snap-on type; red

**Item No.: 248-501/000-024**  
Mini-WSB marking card; as card; not stretchable; plain; snap-on type; violet

**Item No.: 248-501**  
Mini-WSB marking card; as card; not stretchable; plain; snap-on type; white



**Item No.: 248-501/000-002**  
Mini-WSB marking card; as card; not stretchable; plain; snap-on type; yellow

#### 1.1.2.3 Marker carrier



**Item No.: 750-103**  
Group marker carrier

### 1.1.3 Shield termination

#### 1.1.3.1 Shield clamping saddles



**Item No.: 790-108**  
Shield clamping saddle; 11 mm wide; diameter of compatible conductor; 3 ... 8 mm



**Item No.: 790-208**  
Shield clamping saddle; 12.4 mm wide; 3 ... 8 mm



**Item No.: 790-116**  
Shield clamping saddle; 19 mm wide; diameter of compatible conductor; 7 ... 16 mm



**Item No.: 790-216**  
Shield clamping saddle; 21.8 mm wide; 6 ... 16 mm



**Item No.: 790-124**  
Shield clamping saddle; 27 mm wide; diameter of compatible conductor; 6 ... 24 mm



**Item No.: 790-220**  
Shield clamping saddle; 30 mm wide; 6 ... 20 mm



**Item No.: 790-140**  
Shield clamping saddle; diameter of compatible conductor

## 1.1.4 Supply module

### 1.1.4.1 Supply module



**Item No.: 750-606**

Power Supply; 24 VDC; Diagnostics; Intrinsically safe

**Item No.: 750-625/000-001**

Power Supply; 24 VDC; Intrinsically safe