



## Technical data

ETHERNET protocols	DHCP DNS NTP FTP FTPS SNMP HTTP HTTPS SSH
Telecontrol protocols	IEC 60870 IEC 61850 DNP3
Visualization	Web-Visu
Operating system	Real-time Linux (with RT-Preempt patch)
CPU	Cortex A8; 600 MHz
Programming languages per IEC 61131-3	Instruction List (IL) Ladder Diagram (LD) Function Block Diagram (FBD) Continuous Function Chart (CFC) Structured Text (ST) Sequential Function Chart (SFC)
Programming environment	WAGO-I/O-PRO V2.3 (based on CODESYS V2.3)
Configuration options	WAGO-I/O-CHECK Web-Based Management
Baud rate (communication/fieldbus 1)	10/100 Mbit/s
Baud rate	ETHERNET: 10/100 Mbit/s
Transmission medium (communication/fieldbus)	ETHERNET: Twisted pair S-UTP; 100 Ω; Cat. 5; 100 m maximum cable length
Main memory (RAM)	256 MB
Internal memory (flash)	256 MB
Non-volatile hardware memory	128 KB
Program memory	16 MB
Data memory	64 MB
Non-volatile software memory	128 KB
Type of memory card	SD and SDHC up to 32 GB (all guaranteed properties only valid with the WAGO 758-879/000-001 Memory Card)
Memory card slot	Push-push mechanism; cover lid (sealable)
Number of modules per node (max.)	250
Number of modules without a bus extension (max.)	64
Input and output process image (internal) max.	1000 words/1000 words
Input and output process image (Modbus®) max.	CODESYS V2: 1000 words/1000 words
Input and output process image (PROFIBUS) max.	5000 bytes/5000 bytes
Input and output process image (CAN) max.	2000 words/2000 words
Indicators	LED (SYS, RUN, I/O, CAN, BF, DIA, U1 ... U4) red/green/orange: Status system, program, internal data bus, CANopen, PROFIBUS, PROFIBUS diagnostics, status programmable by user (can be used via CODESYS library); LED (A, B) green: System power supply status, field supply
Supply voltage (system)	24 VDC (-25 ... +30 %); via pluggable connector (CAGE CLAMP® connection)
Input current (typ.) at nominal load (24 V)	670 mA
Total current (system supply)	1700 mA
Supply voltage (field)	24 VDC (-25 ... +30 %); via power jumper contacts
Current carrying capacity (power jumper contacts)	10 A
Number of outgoing power jumper contacts	3
Isolation	500 V system/field

### Connection data

Connection technology: communication/fieldbus	PROFIBUS: 1 x D-sub 9 socket; CANopen: 1 x D-sub 9 plug; Modbus (TCP, UDP): 2 x RJ-45; Modbus RTU: 1 x D-sub 9 socket; RS-232 serial interface: 1 x D-sub 9 socket; RS-485 interface: 1 x D-sub 9 socket; Telecontrol protocol IEC 60870-5-101/-103: 1 x D-sub 9 socket; Telecontrol protocol IEC 60870-5-104: 1 x RJ-45; Telecontrol protocol IEC 61850: 1 x RJ-45; Telecontrol protocol DNP3: 1 x RJ-45 or D-sub 9 socket
Connection technology: system supply	2 x CAGE CLAMP®
Connection technology: field supply	6 x CAGE CLAMP®
Connection type 1	System/field supply
Solid conductor	0.08 ... 2.5 mm <sup>2</sup> / 28 ... 14 AWG
Fine-stranded conductor	0.08 ... 2.5 mm <sup>2</sup> / 28 ... 14 AWG
Strip length	8 ... 9 mm / 0.31 ... 0.35 inches
Connection technology: device configuration	1 x Male connector; 4-pole

### Physical data

Width	112 mm / 4.409 inches
Height	100 mm / 3.937 inches
Depth	71.9 mm / 2.831 inches
Depth from upper-edge of DIN-rail	64.7 mm / 2.547 inches

### Mechanical data

Weight	263.7 g
Housing material	Polycarbonate; polyamide 6.6
Conformity marking	CE

### Environmental requirements

Ambient temperature (operation)	-20 ... +60 °C
Ambient temperature (storage)	-40 ... +85 °C
Protection type	IP20
Pollution degree	2 per IEC 61131-2
Operating altitude	without temperature derating: 0 ... 2000 m; with temperature derating: 2000 ... 5000 m (0.5 K/100 m); 5000 m (max.)
Relative humidity (without condensation)	95 %
Relative humidity (with condensation)	Short-term condensation per Class 3K6/IEC EN 60721-3-3 and E-DIN 40046-721-3, accounting for a temperature range of -20 to +60 °C (except for wind-driven precipitation, water and ice formation)
Mounting position	any
Mounting type	DIN-35 rail
Vibration resistance	per IEC 60068-2-6
Shock resistance	15g per IEC 60068-2-27
EMC immunity to interference	per EN 61000-6-2, marine applications
EMC emission of interference	per EN 61000-6-3, marine applications
Exposure to pollutants	per IEC 60068-2-42 and IEC 60068-2-43
Fire load	2.909 MJ
Permissible H <sub>2</sub> S contaminant concentration at a relative humidity 75 %	10 ppm
Permissible SO <sub>2</sub> contaminant concentration at a relative humidity 75 %	25 ppm

### Commercial data

eCl@ss 10.0	27-24-26-07
eCl@ss 9.0	27-24-26-07
ETIM 8.0	EC000236
ETIM 7.0	EC000236
PU (SPU)	1 pcs
Packaging type	Box
Country of origin	DE
GTIN	4055143624862
Customs tariff number	8537109190

### Environmental Product Compliance

RoHS Compliance Status	Compliant,With Exemption
RoHS Exemption	6(c) 7(a) 7(c)-I 7(c)-II

### Approvals / Certificates

#### General approvals



Approval	Standard	Certificate Name
EAC Brjansker Zertifizierungs- stelle	TP TC 020/2011	EAC RU C-DE.AM02. B.00087/19
KC National Radio Research Agency	Article 58-2, Clause 3	MSIP-REM-W43-PFC750
UL Underwriters Laboratories Inc. (ORDINARY LOCATI- ONS)	-	E175199

#### Declarations of conformity and manufacturer's declarations

Approval	Standard	Certificate Name
EU-Declaration of Confor- mity WAGO GmbH & Co. KG	-	-

#### Approvals for marine applications



Approval	Standard	Certificate Name
ABS American Bureau of Ship- ping	-	22-2227356-PDA
BSH Bundesamt fuer See- schifffahrt und Hydrogra- phie	-	1104
DNV DNV Germany GmbH	DNV-CG-0339,Aug.2021	TAA00001J4
LR Lloyds Register	-	LR22194334TA
PRS Polski Rejestr Statków	-	TE/2237/880590/19

#### Approvals for hazardous areas



Approval	Standard	Certificate Name
ATEX TUEV Nord Cert GmbH	EN 60079-0	TUEV14ATEX148929X (II 3 G Ex ec IIC T4 Gc)
CCCEX CQST/CNEX	CNCA-C23-01	2020312310000213 (Ex ec IIC T4 Gc)
EAC Brjansker Zertifizierungs- stelle	TP TC 012/2011	EAC RU C-DE.AM02. B.00163/19 (2Ex e IIC T4 Gc X)
IECEX TUEV Nord Cert GmbH	IEC 60079-0	IECEX TUN 14.0035 X (Ex ec IIC T4 Gc)
INMETRO TUV Rheinland do Brasil Ltda.	IEC 60079-0	BR-Ex_TUV 12.1297 X
UKEx WAGO GmbH & Co. KG	EN 60079-0	UKCA_WA GO22UKEX003X_ec
UL Underwriters Laboratories Inc. (HAZARDOUS LOCA- TIONS)	UL 121201	E198726 Sec.1

## Downloads

## Environmental Product Compliance

## Compliance Search

Environmental Product  
Compliance  
750-8208/025-001



## Documentation






## Manual

PFC200 CS 2ETH RS CAN DPM	1.11.0 29.08.2022	pdf 8991.03 KB	
Cyber Security for Con- troller PFC100 / PFC200	V 1.2.0	pdf 8128.80 KB	
Product Manual WAGO IEC 61850 Solution	V 1.8.0	pdf 19203.07 KB	
Product Manual WAGO DNP3 Solution	V 1.5.1	pdf 5041.93 KB	
Product Manual WAGO IEC 60870 Solution	V 1.8.0	pdf 5905.87 KB	
System Manual WAGO I/O System 750/753	V 3.3.3 29.08.2023	pdf 8512.61 KB	
System Manual Series 750/753			
Product Manual WAGO MODBUS Master Confi- gurator	V 1.1.0	pdf 1761.59 KB	


## System Description

Overview on WAGO-I/ O-SYSTEM 750 appro- vals	pdf 770.48 KB	
Controller PFC100/200, General Product Infor- mation	pdf 578.66 KB	



## Tutorial

WAGO IEC 61850 solu- tion (Transformer)	1.0 01.06.2012	wmv 19483.43 KB	
Establish connection to a controller using SSH	1.0 05.08.2017	mp4 28368.02 KB	
Set IP address with Ethernet Settings	3.0 18.12.2017	mp4 86272.82 KB	
Tutorial WAGO IEC 61850 / 61400 solution	1.0 01.06.2012	wmv 44339.58 KB	
WAGO IEC 61400-25 solution (Windmill)	1.0 01.06.2012	wmv 19878.48 KB	


## Additional Information

WAGO OPC UA Server	V 1.1.0 28.01.2021	pdf 1132.87 KB	
--------------------	-----------------------	-------------------	---

## Bid Text

750-8208/025-001	19.02.2019	xml 8.04 KB	
750-8208/025-001	23.01.2019	docx 20.47 KB	

## Instruction Leaflet

CCC Ex (Additional in- formation)	26.04.2023	pdf 159.76 KB	
--------------------------------------	------------	------------------	---

## Application Notes

Application Note CoDeSys 2.3				Application Note e!COCKPIT			
Application note for installing a MySQL-Server on a PFC-Controller	1.0.4 16.05.2019	zip 4392.22 KB	<a href="#">↓</a>	eCOCKPIT application note installation MySQL-Server	1.0.3 09.09.2019	pdf 1868.46 KB	<a href="#">↓</a>
Application note Cloud Connectivity	2019-09-17 17.09.2019	zip 3973.74 KB	<a href="#">↓</a>	e!COCKPIT application note WagoAppCloud	2022-11-04 04.11.2022	zip 2678.52 KB	<a href="#">↓</a>
HART Tool Routing via ETHERNET with 750-820x/750-88x and CODESYS 2.3 (a116120)	1.0.0 22.03.2019	pdf 3798.36 KB	<a href="#">↓</a>	HART Tool Routing via ETHERNET with 750-820x and e!RUNTIME (a116130)	1.0.0 22.03.2019	pdf 2867.01 KB	<a href="#">↓</a>
HART Tool Routing via PROFIBUS with 750-833 and 750-333 (a116140)	1.0.0 22.03.2019	pdf 5214.96 KB	<a href="#">↓</a>	SNMP Communication (a500850)	1.1.0 20.02.2020	zip 3743.05 KB	<a href="#">↓</a>
Using the web visualization with Java™ runtime environment (JRE, JVM) 7 update 51 (7u51) (a500690)	1.2.4 26.02.2019	zip 4896.43 KB	<a href="#">↓</a>				

## CAD/CAE-Data

CAD data	CAE data
2D/3D Models 750-8208/025-001 <a href="#">↓</a>	EPLAN Data Portal 750-8208/025-001 <a href="#">↓</a>
	ZUKEN Portal 750-8208/025-001 <a href="#">↓</a>

## Engineering-Software

Configuration and Commissioning Software			
WAGO-IO-PRO Demo-Version (759-912) / Serie 750, 758 und 762	V 2.3.9.68 17.02.2022	zip 122524.17 KB	<a href="#">↓</a>
WAGOUpload	1.16.1.0 02.02.2022	zip 12111.45 KB	<a href="#">↓</a>

## Runtime Software

Firmware			
Image Update (SD Karte) PFC100/200 für Codesys V2.3 u. Elcockpit	V 22 SP1 12.12.2022	zip 205815.20 KB	<a href="#">↓</a>
WUP Update (WAGOUploadTool) PFC100/200 Codesys V2.3 u. Elcockpit	V 22 SP1 12.12.2022	zip 203580.70 KB	<a href="#">↓</a>

**Libraries**

Library			
Library WagoLib-Cloud_02.lib	2.2.4 21.01.2020	zip 56.21 KB	

**1 Compatible Products**

**1.1 Optional Accessories**

**1.1.1 Cables and connectors**

**1.1.1.1 Connector plug**



**Item No.: 750-979/000-011**  
Connector ETHERNET; RJ-45; Cat. 6A; angled; Code T568A; AWG 22; Strain relief



**Item No.: 750-979/000-021**  
Connector ETHERNET; RJ-45; Cat. 6A; angled; Code T568A; AWG 24; Strain relief



**Item No.: 750-979/000-012**  
Connector ETHERNET; RJ-45; Cat. 6A; angled; Code T568B; AWG 22; Strain relief



**Item No.: 750-979/000-022**  
Connector ETHERNET; RJ-45; Cat. 6A; angled; Code T568B; AWG 24; Strain relief



**Item No.: 750-977/000-011**  
Connector ETHERNET; RJ-45; Cat. 6A; straight; Code T568A; AWG 22



**Item No.: 750-978/000-011**  
Connector ETHERNET; RJ-45; Cat. 6A; straight; Code T568A; AWG 22; Strain relief



**Item No.: 750-977/000-021**  
Connector ETHERNET; RJ-45; Cat. 6A; straight; Code T568A; AWG 24



**Item No.: 750-978/000-021**  
Connector ETHERNET; RJ-45; Cat. 6A; straight; Code T568A; AWG 24; Strain relief



**Item No.: 750-977/000-012**  
Connector ETHERNET; RJ-45; Cat. 6A; straight; Code T568B; AWG 22



**Item No.: 750-978/000-012**  
Connector ETHERNET; RJ-45; Cat. 6A; straight; Code T568B; AWG 22; Strain relief



**Item No.: 750-977/000-022**  
Connector ETHERNET; RJ-45; Cat. 6A; straight; Code T568B; AWG 24



**Item No.: 750-978/000-022**  
Connector ETHERNET; RJ-45; Cat. 6A; straight; Code T568B; AWG 24; Strain relief



**Item No.: 750-975**  
ETHERNET RJ-45 connector, IP20; ETHERNET 10/100 Mbit/s; for field assembly



**Item No.: 750-963**  
Fieldbus Connector CANopen; with D-sub female connector; 9-pole



**Item No.: 750-960**  
Fieldbus Connector PROFIBUS; with D-sub male connector; 9-pole

**1.1.2 Communication**

**1.1.2.1 Communication cable**



**Item No.: 750-923**  
Configuration cable; USB connector; Length: 2.5 m



**Item No.: 750-923/000-001**  
Configuration cable; USB connector; Length: 5 m

**1.1.3 DIN-rail**

**1.1.3.1 Mounting accessories**



**Item No.: 210-196**  
Aluminum carrier rail; 35 x 8.2 mm; 1.6 mm thick; 2 m long; unslotted; similar to EN 60715; silver-colored



**Item No.: 210-198**  
Copper carrier rail; 35 x 15 mm; 2.3 mm thick; 2 m long; unslotted; according to EN 60715; copper-colored



**Item No.: 210-508**  
Steel carrier rail; 35 x 15 mm; 1.5 mm thick; 2 m long; slotted; galvanized; similar to EN 60715; silver-colored



**Item No.: 210-197**  
Steel carrier rail; 35 x 15 mm; 1.5 mm thick; 2 m long; slotted; similar to EN 60715; silver-colored

1.1.3.1 Mounting accessories



**Item No.: 210-506**  
Steel carrier rail; 35 x 15 mm; 1.5 mm thick; 2 m long; unslotted; galvanized; similar to EN 60715; silver-colored



**Item No.: 210-114**  
Steel carrier rail; 35 x 15 mm; 1.5 mm thick; 2 m long; unslotted; similar to EN 60715; silver-colored



**Item No.: 210-118**  
Steel carrier rail; 35 x 15 mm; 2.3 mm thick; 2 m long; unslotted; according to EN 60715; silver-colored



**Item No.: 210-115**  
Steel carrier rail; 35 x 7.5 mm; 1 mm thick; 2 m long; slotted; according to EN 60715; silver-colored



**Item No.: 210-112**  
Steel carrier rail; 35 x 7.5 mm; 1 mm thick; 2 m long; slotted; according to EN 60715; silver-colored



**Item No.: 210-504**  
Steel carrier rail; 35 x 7.5 mm; 1 mm thick; 2 m long; slotted; galvanized; according to EN 60715; silver-colored



**Item No.: 210-113**  
Steel carrier rail; 35 x 7.5 mm; 1 mm thick; 2 m long; unslotted; according to EN 60715; silver-colored



**Item No.: 210-505**  
Steel carrier rail; 35 x 7.5 mm; 1 mm thick; 2 m long; unslotted; galvanized; according to EN 60715; silver-colored

1.1.4 Marking

1.1.4.1 Group marker carrier



**Item No.: 750-107**  
Group marker carrier

1.1.4.2 Marker



**Item No.: 2009-145/000-006**  
Mini-WSB Inline; for Smart Printer; 1700 pieces on roll; stretchable 5 - 5.2 mm; plain; snap-on type; blue



**Item No.: 2009-145/000-007**  
Mini-WSB Inline; for Smart Printer; 1700 pieces on roll; stretchable 5 - 5.2 mm; plain; snap-on type; gray



**Item No.: 2009-145/000-023**  
Mini-WSB Inline; for Smart Printer; 1700 pieces on roll; stretchable 5 - 5.2 mm; plain; snap-on type; green



**Item No.: 2009-145/000-012**  
Mini-WSB Inline; for Smart Printer; 1700 pieces on roll; stretchable 5 - 5.2 mm; plain; snap-on type; orange



**Item No.: 2009-145/000-005**  
Mini-WSB Inline; for Smart Printer; 1700 pieces on roll; stretchable 5 - 5.2 mm; plain; snap-on type; red



**Item No.: 2009-145/000-024**  
Mini-WSB Inline; for Smart Printer; 1700 pieces on roll; stretchable 5 - 5.2 mm; plain; snap-on type; violet



**Item No.: 2009-145**  
Mini-WSB Inline; for Smart Printer; 1700 pieces on roll; stretchable 5 - 5.2 mm; plain; snap-on type; white



**Item No.: 2009-145/000-002**  
Mini-WSB Inline; for Smart Printer; 1700 pieces on roll; stretchable 5 - 5.2 mm; plain; snap-on type; yellow



**Item No.: 248-501/000-006**  
Mini-WSB marking card; as card; not stretchable; plain; snap-on type; blue



**Item No.: 248-501/000-007**  
Mini-WSB marking card; as card; not stretchable; plain; snap-on type; gray



**Item No.: 248-501/000-023**  
Mini-WSB marking card; as card; not stretchable; plain; snap-on type; green



**Item No.: 248-501/000-017**  
Mini-WSB marking card; as card; not stretchable; plain; snap-on type; light green



**Item No.: 248-501/000-012**  
Mini-WSB marking card; as card; not stretchable; plain; snap-on type; orange



**Item No.: 248-501/000-005**  
Mini-WSB marking card; as card; not stretchable; plain; snap-on type; red



**Item No.: 248-501/000-024**  
Mini-WSB marking card; as card; not stretchable; plain; snap-on type; violet



**Item No.: 248-501**  
Mini-WSB marking card; as card; not stretchable; plain; snap-on type; white



**Item No.: 248-501/000-002**  
Mini-WSB marking card; as card; not stretchable; plain; snap-on type; yellow

1.1.4.3 Marker carrier



**Item No.: 750-103**  
Group marker carrier



### 1.1.5 Memory card

#### 1.1.5.1 Memory card



**Item No.: 758-879/000-2108**

Memory Card SD; pSLC-NAND; 8 GB;  
Temperature range: -40 to 90°C

**Item No.: 758-879/000-001**

Memory Card SD; SLC-NAND; 2 GByte;  
Temperature from -40 to 90 °C

### 1.1.6 Shield termination

#### 1.1.6.1 Shield clamping saddles



**Item No.: 790-108**

Shield clamping saddle; 11 mm wide; dia-  
meter of compatible conductor; 3 ... 8 mm

**Item No.: 790-208**

Shield clamping saddle; 12.4 mm wide;  
3 ... 8 mm

**Item No.: 790-116**

Shield clamping saddle; 19 mm wide; dia-  
meter of compatible conductor; 7 ... 16  
mm

**Item No.: 790-216**

Shield clamping saddle; 21.8 mm wide;  
6 ... 16 mm



**Item No.: 790-124**

Shield clamping saddle; 27 mm wide; dia-  
meter of compatible conductor; 6 ... 24  
mm

**Item No.: 790-220**

Shield clamping saddle; 30 mm wide; 6 ...  
20 mm

**Item No.: 790-140**

Shield clamping saddle; diameter of com-  
patible conductor

### 1.1.7 Software

#### 1.1.7.1 Basic version



**Item No.: 759-333**

WAGO-I/O-PRO

**Item No.: 759-333/000-923**

WAGO-I/O-PRO; USB-Set

### 1.1.8 System enclosure

#### 1.1.8.1 System enclosure



**Item No.: 850-825**

IP65 enclosure; Aluminium (RAL 7032);  
WxHxD (160x100x160 mm); 9 x M12, 4 x  
M20

**Item No.: 850-826**

IP65 enclosure; Aluminium (RAL 7032);  
WxHxD (240x100x160 mm); 4 x M20, 4 x  
M16, 14 x M12 cable grip

**Item No.: 850-827**

IP65 enclosure; Aluminium (RAL 7032);  
WxHxD (320x100x160 mm); 4 x M20, 8 x  
M16, 17 x M12 cable grip

**Item No.: 850-828**

IP65 enclosure; Aluminium (RAL 7032);  
WxHxD (480x100x160 mm); 4 x M20, 10 x  
M16, 35 x M12 cable grip



**Item No.: 850-826/002-000**

IP65 enclosure; Aluminium (RAL 7035);  
WxHxD (240x100x160 mm); 4 x M20, 4 x  
M16, 14 x M12 cable grip

**Item No.: 850-827/002-000**

IP65 enclosure; Aluminium (RAL 7035);  
WxHxD (320x100x160 mm); 4 x M20, 8 x  
M16, 17 x M12 cable grip

**Item No.: 850-828/002-000**

IP65 enclosure; Aluminium (RAL 7035);  
WxHxD (480x100x160 mm); 4 x M20, 10 x  
M16, 35 x M12 cable grip

**Item No.: 850-834**

IP65 enclosure; Polyester (RAL 7032); Wx-  
HxD (164x100x164 mm); 9 x M12, 4 x M20



**Item No.: 850-835**

IP65 enclosure; Polyester (RAL 7032); Wx-  
HxD (244x100x164 mm); 4 x M20, 4 x  
M16, 14 x M12 cable grip

**Item No.: 850-836**

IP65 enclosure; Polyester (RAL 7032);  
WxHxD (324x100x164 mm); 4 x M20, 8 x  
M16, 17 x M12 cable grip

**Item No.: 850-814/002-000**

IP65 enclosure; Sheet steel (RAL 7035);  
WxHxD (200x120x200 mm); without flan-  
ge plate

**Item No.: 850-815/002-000**

IP65 enclosure; Sheet steel (RAL 7035);  
WxHxD (300x120x200 mm); without flan-  
ge plate



**Item No.: 850-816/002-000**

IP65 enclosure; Sheet steel (RAL 7035);  
WxHxD (400x120x200 mm); without flan-  
ge plate

**Item No.: 850-817/002-000**

IP65 enclosure; Sheet steel (RAL 7035);  
WxHxD (600x120x200 mm); without flan-  
ge plate

Subject to changes. Please also observe the further product documentation!

---

Current addresses can be found at: [www.wago.com](http://www.wago.com)