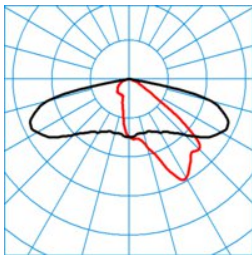
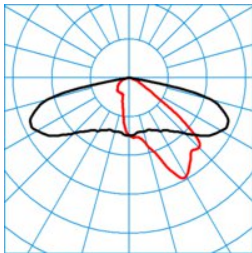

Product features and key data

Series	Jovie 50	
Mounting method	Mastansatz/Mastaufsatz	
Anzahl MLT-Module je 4 LED	2	
Light distribution	AB2L	
Condition Lighting	CLO initial value	CLO end value
Power supply value	20 W	21 W
Power factor	0,90	
Colour temperature	4000 K	4000 K
Rated light current	2.200 lm	2.200 lm
Luminous efficiency	110 lm/W	104 lm/W
Interchangeability lightsource	Yes - interchangeable	
Rated life L80/B50 25°C	100.000 h	
Colour rendering indx	70	
Colour tolerance	5 SDCM	
Photobiological class	Group 2 - no risk	
Colour	DB703 micaceous iron oxide	
Material housing	Aluminium	
Switching type	Electr trnsfmr DALI DIM(ETDD)	
Dimming DALI-2	Yes	
Surge voltage resistance diffM	6 kV	
Surge voltage resistance ComMo	10 kV	
Connection method	Connection cable	
Dimming range	20 - 100 %	
Monitoring Ready	On request	
Rated frequency	50/60 Hz	
Bemessungsspannung	220 - 240 V	
Total harmonic distortion	10 %	
Protection rating	IP66	
Protection class	II	
Impact resistance	IK09	
Glow wire resistance	650 °C	
Ambient temperature	25 °C	
Max. Luminaires B10	12	
Max. Luminaires B16	20	
Max. Luminaires C10	20	
Max. Luminaires C16	33	
Net length	450 mm	
Net width	202 mm	
Net height	80 mm	
Weight	4,4 kg	













light distribution curve


Jovie 50-AB2L-2-22-740-CLO-B
 DIN 5040 = A30
 CEN flux code = 35 71 96 100 100
 UGR 1 = 0,0
 UGR q = 0,0
 UTE = 1.00 G



Jovie 50-AB2L-2-22-740-CLO-E
 DIN 5040 2 = A30
 CEN flux code = 35 71 96 100 100
 UGR 1 2 = 0,0
 UGR q 2 = 0,0
 UTE 2 = 1.00 G

Available accessories

Material	Description
 MLT ZAH p4 6818500	Rear shielding for MLT IQ lens systems.
 0803/2/76-200-42 6824200	Bracket of welded, galvanised steel tube for mounting 2 bracket-mounted luminaires. For posts with post spigot Ø 76 mm.
 0803/3/76-200-42 6824300	Bracket of welded, galvanised steel tube for mounting 3 bracket-mounted luminaires. For posts with post spigot Ø 76 mm.
 0803/2/76-200-60 6824500	Bracket of welded, galvanised steel tube for mounting 2 bracket-mounted luminaires. For posts with post spigot Ø 76 mm.
 0803/3/76-350-60 6824900	Bracket of welded, galvanised steel tube for mounting 3 bracket-mounted luminaires. For posts with post spigot Ø 76 mm.
 Jovie Z MB D76 26 7256600	Post mounting for luminaires from the Jovie series 50/70. Of die-cast aluminium. Anthracite colour, similar to DB703 with metal effect, highly weather resistant, powder-coated.
 Jovie A Z MB D42 26 7256500	Post mounting for luminaires from the Jovie series 50/70. Colour anthracite, similar to DB703 with metal effect, highly weather resistant.
 Jovie A Z MB D60 26 7372000	Post mounting for luminaires from the Jovie series 50/70. Colour anthracite, similar to DB703 with metal effect, highly weather resistant.
 Jovie Z MB D60 26 7372100	Post mounting for luminaires from the Jovie series 50/70. Of die-cast aluminium. Anthracite colour, similar to DB703 with metal effect, highly weather resistant, powder-coated.
 0803WB-R/100-42 26 7353000	Decorative wall mounting made of cast aluminium. Colour anthracite, with metal effect, highly weather resistant, (DB 703), (DB 703).
 Jovie Z TA/0 7661100	Cross-arm mount for post-top luminaire Jovie 50/70 with post fixing MB D60.... Spigot measurement Ø 60 mm. Version without inclination.
 Jovie Z TA/15 7661200	Cross-arm mount for post-top luminaire Jovie 50/70 with post fixing MB D60.... Spigot measurement Ø 60 mm. Version with 15° inclination angle.


MLT ZAS G4 p4
 7851000

Lateral shielding for MLT IQ lens systems. Accessories for retrofitting in technical and decorative outdoor luminaires with lens optics ABxL, AMxL, SB3L, RBxL.


0970/60 Reduction Piece
 2223400

Reduction piece of stainless steel. For post spigot Ø 60 mm.

Offer text

Versatile outdoor post luminaire in minimalist, international design with flat construction. With an intelligent label for quick access to luminaire information by means of QR code. Compact version, length of luminaire head 450mm. To be used as a post-top luminaire (spigot measurement Ø76 mm/ Ø60 mm, Jovie Z MB D.) or bracket-mounted luminaire (spigot measurement Ø42 mm/ Ø60 mm, Jovie A Z MB D...) in combination with the post fixing to be ordered separately.. The inclination of the luminaire head can be adjusted. Inclination angle for bracket-mounting 0°, -5°, -10°, Inclination angle for post-top mounting 0°, 5°, 10°, 15°.. As MLT version (Multi-Lens Technology), consisting of highly efficient UV and temperature-resistant lens systems in 4-fold configurations. Asymmetric wide light distribution for road illumination in compliance with P lighting classes and M lighting classes with road width to mounting height ratio of up to 2.0. Further beam characteristics are available for flexible adaptation to customer-specific lighting tasks. The light source can be replaced by skilled personnel. The LED system consists of MLT LED modules with 4 LEDs each. Number of modules: 2. Luminaire luminous flux 2.200 lm, connected load 20,0 W, luminous efficiency of luminaire 110 lm/W. Power factor λ 0,00. Efficiency version with material-optimised number of LEDs. General Colour rendering index (CRI) > 70, correlated colour temperature (CCT) 4000 K. Further LED light colours available on request. Nominal rated service life LCL0 (tq 25 °C) 100.000. The light source is replaceable according to the ecodesign requirements (VO (EU) 2019/2020). Luminaire body of die-cast aluminium. Colour DB703 micaceous iron oxide. Sea weather-suitable coating on request. With PMMA cover, printed. The cover can be individually printed on customer request. Visible label protected against weather impact behind the cover on request. Safety class (EN 61140): 02, protection rating (DIN EN 60529): 66, impact resistance level in accordance with IEC 62262: IK09. Mast available upon request. Windage area Fw (m²) = 0. Weight: 4,0 kg. The luminaire is connected without opening the luminaire body by means of the connection cable routed to the outside. The operating device can be replaced by qualified personnel. Length of connection cable: 8 m. With electronic transformer, digitally dimmable (DALI). Parametrierbares Vorschaltgerät mit Lichtstromkonstanzhaltung (CLO). Connected load at the end of service life: 21,00 W. Control gear unit according to DALI-2 standard (EN 62386). The control gear unit is replaceable in accordance with the ecodesign requirements (VO (EU) 2019/2020). The luminaire is compliant with requirements of applicable EU guidelines and product safety legislation (CE label). In addition, the luminaire is ENEC-certified by an independent testing centre. Surge voltage resistance Differential Mode / Common Mode: 6 kV / 10 kV. The luminaire is compliant to the requirements of EN 60598 and is designed for the effects of wind compliant to EN 1991 (Eurocode) with basic wind velocity of up to 30m/s (corresponding to wind zone 4 in Germany) in terrain category 1. A snow load (up to 1kN/m²) and icing (up to 2 cm) at a mounting height in accordance with the mounting instructions are taken into account. Not considered are exposed locations (e.g. bridges, installation on buildings or directly adjacent to railway tracks). Impact loads are not considered. With Trilux after-sales promise: the luminaire is available for 10 years and spare parts (LED module, control gear unit and optical system) are available for 15 years from date of invoice. The right to make reasonable modifications in the interests of progress is reserved.

Planning information:

The luminaire is compliant to the requirements of EN 60598 and is designed for the effects of wind compliant to EN 1991 (Eurocode) with basic wind velocity of up to 30m/s (corresponding to wind zone 4 in Germany) in terrain category 1. A snow load (up to 1kN/m²) and icing (up to 2 cm) at a mounting height in accordance with the mounting instructions are taken into account. Not considered are exposed locations (e.g. bridges, installation on buildings or directly adjacent to railway tracks). Impact loads are not considered. Disassembly instructions (PDF) for the product available at: <https://www.trilux.com/EcoDesign>

EPREL - European Product Registry for Energy Labelling

Energy Efficiency Class	Model identifier
C	86005018-00
C	SL-B7T1N60L3EU