

PRODUCT DATASHEET

OT 20/220...240/24

CV Power supplies 24 V | CV Power supplies 24 V



Areas of application

- Facades, public squares, cruise ships
- Signage
- Suitable for indoor and outdoor installations

Product benefits

- Installation in cold and hot environments
- Very stable output power
- High electronical reversible short-circuit, overload, overtemperature protection
- Independent installation possible

Product features

- Type of protection: IP20
- Wide operating temperature range: -20...+50 °C
- Lifetime: up to 50,000 h (temperature at max. t_c)

TECHNICAL DATA

Electrical data

Nominal wattage	20.00 W
Nominal output power	20 W ¹⁾
Nominal voltage	220...240 V
Nominal output voltage	24 V ²⁾
Input voltage AC	198...264 V ³⁾
U-OUT (working voltage)	24 V
Nominal current	0.35 A
Inrush current	17 A
Mains frequency	50/60 Hz
Total harmonic distortion	150 %
Power factor λ	0.50 ⁴⁾
ECG efficiency	83 %
Device power loss	4 W ⁵⁾
Max. ECG no. on circuit breaker 10 A (B)	-
Max. ECG no. on circuit breaker 16 A (B)	-
Max. ECG no. on circuit breaker 25 A (B)	-
Surge capability (L-N)	1 kV
Galvanic isolation	SELV

1) Partial load 0.5...20 W

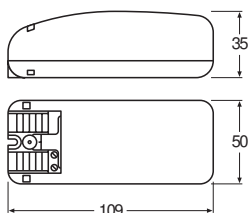
2) ± 1.0 V / Line ripple maximum ± 0.2 V

3) Permitted voltage range

4) Minimum

5) Maximum

Dimensions & Weight



Length	109.00 mm
Width	50.00 mm
Height	35.00 mm

Cable cross-section, input side	0.75...1.5 mm ²
Cable cross-section, output side	0.5...1.5 mm ²
Wire preparation length, input side	10 mm
Wire preparation length, output side	10 mm
Product weight	108.00 g

Colors & materials

Casing material	Plastic
Body material	Plastic

Temperatures & operating conditions

Ambient temperature range	-20...+50 °C
Maximum temperature at tc test point	70 °C
Max.housing temperature in case of fault	90 °C
Permitted rel. humidity during operation	5...85 % ¹⁾

¹⁾ Maximum 56 days/year at 85 %

Lifespan

ECG lifetime	30000 h
--------------	---------

Additional product data

Encapsulated	No
--------------	----

Capabilities

Dimmable	No ¹⁾
Overheating protection	Automatic reversible
Overload protection	Automatic reversible
No-load proof	Yes
Short-circuit protection	Automatic reversible
Max. cable length to lamp/LED module	10 m
Suitable for fixtures with prot. class	II
Type of connection, output side	Screw terminal

¹⁾ With OPTOTRONIC dimmers

Certificates & Standards

Approval marks – approval	CE / ENEC 10 / VDE / VDE-EMC / C-Tick
Standards	Acc. to IEC 61347-2-13 / Acc. to IEC 62384 / Acc. to EN 55015 / Acc. to IEC 61000-3-2 / Acc. to IEC 61000-3-3 / Acc. to IEC 61547
Protection class	II
Type of protection	IP20







LOGISTICAL DATA

Temperature range at storage	-40...+85 °C
------------------------------	--------------

ADDITIONAL PRODUCT INFORMATION

- EMI pass verified with wire length of 2 m, from the ECG to the LED module at full load.
- Wiring longer than 2 m from ECG to LED module is possible, but site installation conditions may interfere with EMI with these longer cables. EMI is therefore not verified in this condition.
- For wires longer than 2 m, the appropriate cable cross section must be carefully selected to reduce voltage drop.

DOWNLOAD DATA

	Documents and certificates	Document name
	User instruction / safety instructions	OPTOTRONIC® LED Power Supply
	Declarations of conformity	EU Declaration of Conformity 3578669
	Declarations of conformity	334871_Declaration of conformity – OT 20/220-240/24
	Certificates	VDE ENEC Certificate 40038447
	Certificates	730563_VDE Certificate
	Certificates	EAEC N RU D-DE.MYu62.B.01159 20 20.03.2020-19.03.2025

LOGISTICAL DATA

Product code	Packaging unit (Pieces/Unit)	Dimensions (length x width x height)	Gross weight	Volume
4050300618111	Unpacked 1		108.00 g	
4050300618128	Shipping box 20	270 mm x 105 mm x 229 mm	2396.00 g	6.49 dm ³

The mentioned product code describes the smallest quantity unit which can be ordered. One shipping unit can contain one or more single products. When placing an order, for the quantity please enter single or multiples of a shipping unit.

DISCLAIMER

Subject to change without notice. Errors and omission excepted. Always make sure to use the most recent release.