

## PRODUCT DATASHEET

### HE 28 W/865

LUMILUX® T5 HE® | Tubular fluorescent lamps 16 mm, high efficiency, with G5 base



#### Areas of application

- Public buildings
- Offices
- Shops
- Supermarkets and department stores
- Industry
- Outdoor applications only in suitable luminaires

#### Product benefits

- Up to 20 % more economical than LUMILUX® T8

#### Product features

- Very good lumen maintenance: 90 % throughout the service lifetime of the lamp
- Good color rendering index
- Dimmable



TECHNICAL DATA

Electrical data

Nominal wattage	28 W
Construction wattage	28.30 W
Nominal voltage	166 V
Nominal current	0.17 A

Photometrical data

Luminous flux	2700 lm
Luminous efficacy	95 lm/W
Luminous flux at 35 °C	2700 lm
Light color (designation)	LUMILUX Cool Daylight
Color temperature	6500 K
Color rendering index Ra	≥80
Light color	865
Rated LLMF at 2,000 h	0.95
Rated LLMF at 4,000 h	0.93
Rated LLMF at 6,000 h	0.92
Rated LLMF at 8,000 h	0.90
Rated LLMF at 12,000 h	0.90
Rated LLMF at 16,000 h	0.90
Rated LLMF at 20,000 h	0.89



Dimensions & Weight

Overall length	1163.20 mm
Length with base excl. base pins/connection	1149 mm
Diameter	16,0 mm

Tube diameter	16 mm
Product weight	88.02 g

Lifespan

Service life	19000 h <sup>1)</sup>
Rated lamp survival factor at 2,000 h	0.99
Rated lamp survival factor at 4,000 h	0.99
Rated lamp survival factor at 6,000 h	0.99
Rated lamp survival factor at 8,000 h	0.99
Rated lamp survival factor at 12,000 h	0.99
Rated lamp survival factor at 16,000	0.97
Rated lamp survival factor at 20,000 h	0.85
Lifespan B50	24000 h

1) With preheat ECG

Additional product data

Base (standard designation)	G5
Mercury content	1.5 mg
Product remark	Suitable for ECG operation only / Lamp designed for internal luminaire temperatures of 30...40 °C; optimum luminous flux achieved at 35 °C

Capabilities

Dimmable	Yes
----------	-----

Certificates & Standards

Energy efficiency class	F
Energy consumption	29.00 kWh/1000h

Country-specific categorizations

ILCOS	FDH-28/865-L/P/-G5-16/1149
Order reference	HE 28W/865

Energy labelling regulation data acc EU 2019/2015




Lighting technology used	LFL_T5_HE
Non-directional or directional	NDLS
Mains or non-mains	NMLS
Light source cap-type (or other electric interface)	G5

Connected light source (CLS)	No
Color-tuneable light source	No
Envelope	No
High luminance light source	No
Anti-glare shield	No
Correlated colour temperature type	SINGLE_VALUE
Claim of equivalent power	No
Length	1163.20 mm
Height	16,0 mm
Width	16,0 mm
Chromaticity coordinate x	0,313
Chromaticity coordinate y	0,337
Beam angle correspondence	SPHERE_360
EPREL ID	546272
Model number	AC34036

Safety advice

– In case of lamp breakage: [www.ledvance.com/brokenlamp](http://www.ledvance.com/brokenlamp)

DOWNLOAD DATA

Documents and certificates	
	Declarations Of Conformity CE
	Certificates
Photometric and lighting design files	
	Spectral power distribution

LOGISTICAL DATA

Product code	Packaging unit (Pieces/Unit)	Dimensions (length x width x height)	Gross weight	Volume
4050300591346	Sleeve 1	1,164 mm x 18 mm x 18 mm	127.00 g	0.38 dm <sup>3</sup>

Product code	Packaging unit (Pieces/Unit)	Dimensions (length x width x height)	Gross weight	Volume
4050300591353	Shipping box 20	1,191 mm x 104 mm x 88 mm	2712.50 g	10.90 dm <sup>3</sup>

The mentioned product code describes the smallest quantity unit which can be ordered. One shipping unit can contain one or more single products. When placing an order, for the quantity please enter single or multiples of a shipping unit.

DISCLAIMER

Subject to change without notice. Errors and omission excepted. Always make sure to use the most recent release.