

# ROBUS®

QUALITY PRODUCTS BY LED GROUP

## Bathroom Globes

R60SB,R100SB

Please read instructions before commencing installation and retain for future reference.



### Specification:

Bakelite resin base with glass cover and BC lampholder for use in bathroom zone 2.

Protection against electric shock: Class 11, Do not earth!

Lamp:	R60SB	R100SB
	60W max	100W max
Dimensions: diameter	145mm	175mm
depth	175mm	210mm
Temperature range:	$-20^{\circ}\text{C} < t_a < 40^{\circ}\text{C}$	
Ingress protection:	IP44	
Weight (kg): Nett	0.56Kg	0.69Kg
Tare	0.14Kg	0.19Kg
Supply:	230/240V 50Hz	
Lampholder:	BC 2pin	
Terminal:	2.5mm <sup>2</sup> max	

Suitable for mounting on normally flammable surface

Complies with EN60598 (BS4533)

### Installation:

!Electrical products can cause death, injury or damage to property. If in any doubt about the installation or use of this product, consult a competent electrician. This fitting is designed for surface mounting on ceilings for general lighting in bathrooms. If mounted directly above a bath or shower the fitting must be at least 2.25m above floor level.

- 1 Ensure mains supply is switched off.
- 2 Unscrew glass cover.
- 3 Connect mains supply cables L and N to fitting terminal block. Polarity is unimportant.
- 4 Fix base to ceiling.
- 5 Fit lamp and replace glass.
- 6 Lamp installation and replacement:

! Ensure mains supply is off. Unscrew cover and fit lamp. Refit cover.

### Information for the Product user

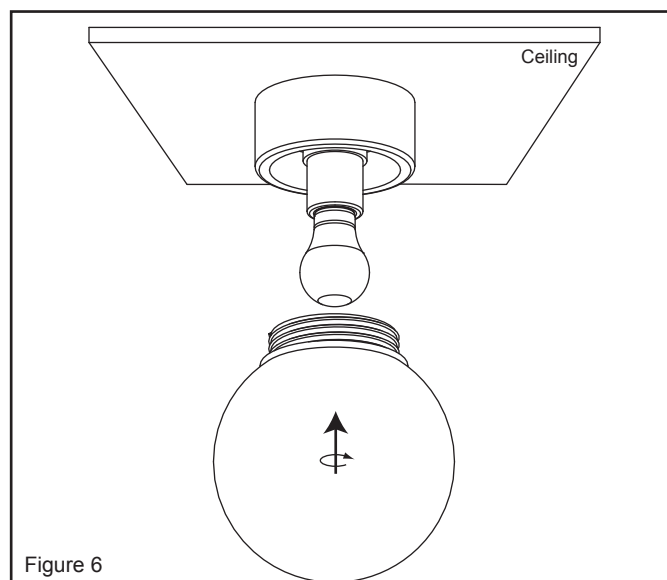
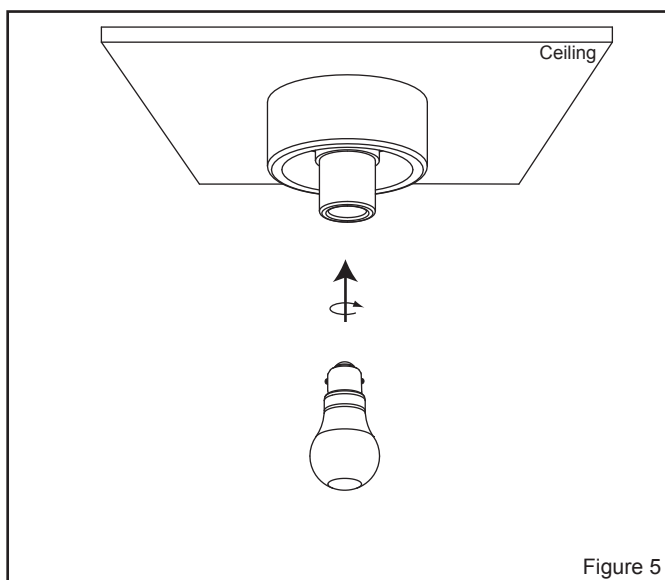
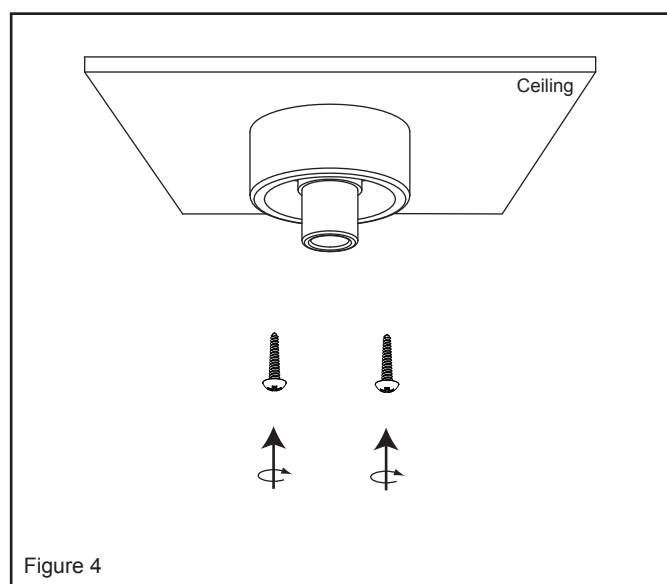
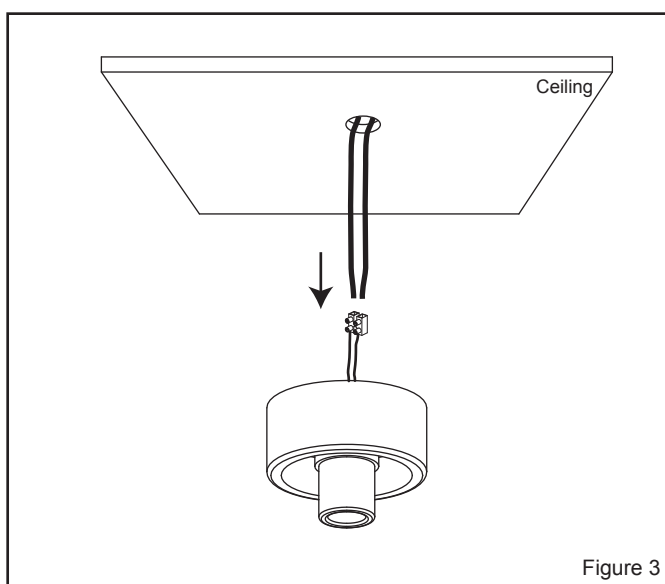
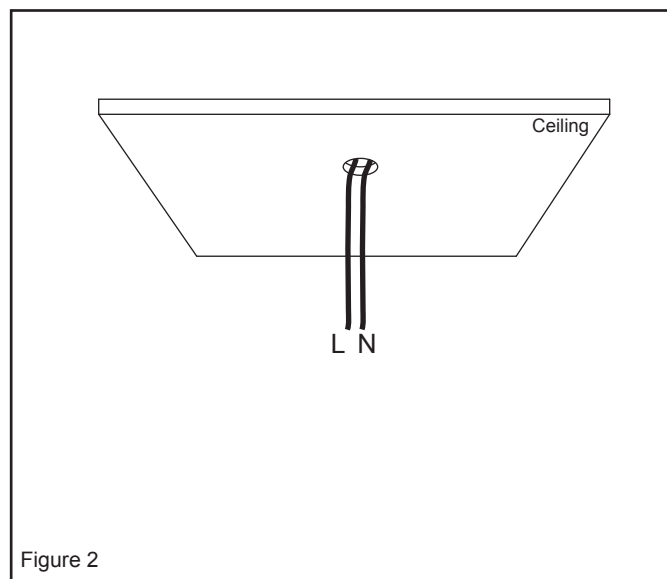
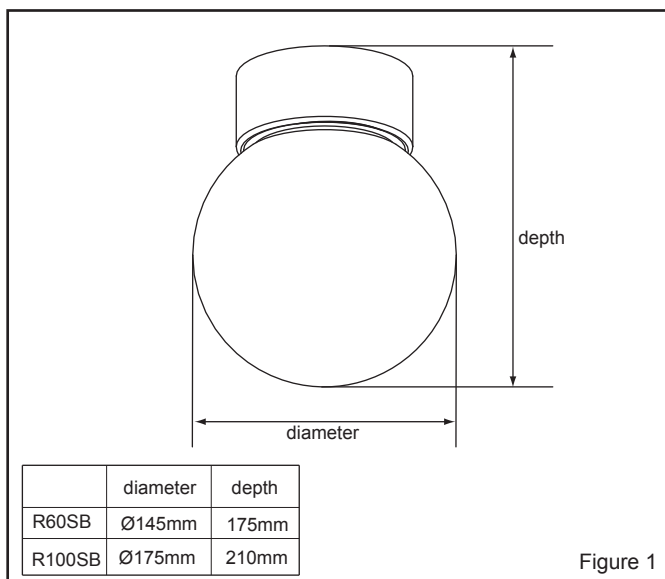
1. Please note the requirement to dispose of Waste Electrical & Electronic Equipment separately from household waste (WEEE marked with crossed out wheelie bin symbol).
2. Please consider your role in contributing to re-use and recycling by returning this product at end of life to a collection centre for waste electrical equipment or a Civic Amenity site, or to a retail outlet from which you are purchasing a replacement.
3. This equipment may contain substances that are hazardous to health and the environment if disposed of carelessly. It is important that it is separated from normal household waste and recycled in the WEEE chain
4. The "crossed out wheelie bin symbol" on a product indicates this equipment must not be disposed of in normal household waste, but should be disposed of according to local WEEE regulations

### The Installation must be carried out by an electrician

LED Group  
Western Retail Park  
Nangor Road  
Dublin 12  
Ireland

Tel: +353 1 7099000  
Fax: +353 1 7099060  
Email: [info@led.ie](mailto:info@led.ie)  
Website: [www.led.ie](http://www.led.ie)





**The Installation must be carried out by an electrician**

LED Group  
Western Retail Park  
Nangor Road  
Dublin 12  
Ireland

Tel: +353 1 7099000  
Fax: +353 1 7099060  
Email: [info@led.ie](mailto:info@led.ie)  
Website: [www.led.ie](http://www.led.ie)

