

**PHILIPS**

CoreLine Trunking Gen2



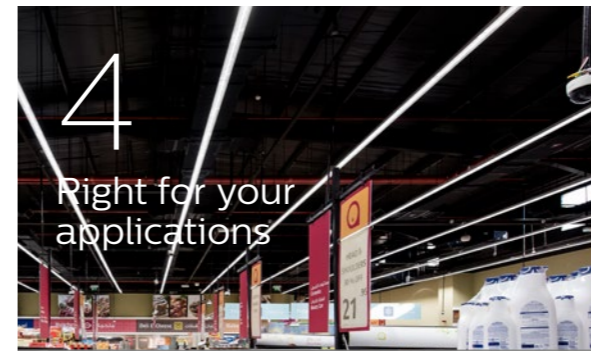
Innovative  
LED light lines  
have never been  
so simple



The right choice  
for linear lighting  
that's powerful,  
yet simple

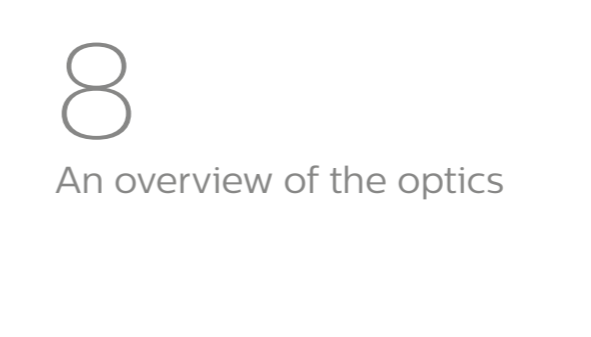


# Contents



4  
Right for your  
applications

6  
Meet CoreLine Trunking Gen2



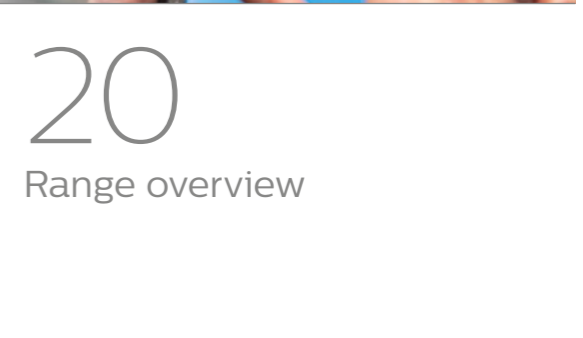
8  
An overview of the optics



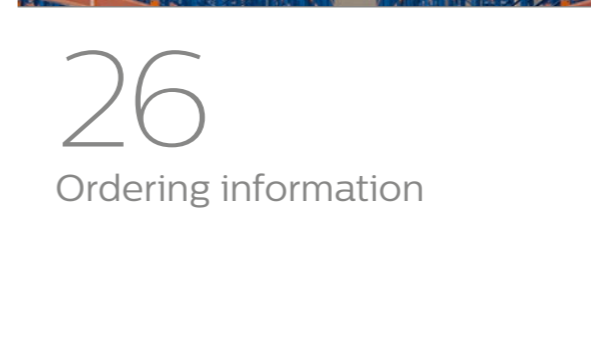
12  
Unlocking more  
potential with  
Interact



16  
Customer stories



20  
Range overview



26  
Ordering information





# What makes CoreLine Trunking Gen2 fit for your applications?

Lighting plays a different role in every application. Some require state-of-the-art solutions with superior light quality and exceptional capabilities. But for a great many others, lighting solutions that offer the right balance of simplicity and functionality are the right choice. Like CoreLine Trunking Gen2. A great choice for applications that require a no-nonsense lighting solution that's fit for purpose. But one that can also accommodate smart solutions powered by the Internet of Things (IoT). Let's take a closer look at two of those applications.

## Right for Retail

The growth in online shopping is putting retail managers under increasing pressure to create the best store experience possible. One that entices customers into their stores, enhances products and creates a seamless journey from shelf to sale. CoreLine Trunking Gen2 does exactly that. It makes store navigation easy, guiding customers from aisle to aisle thanks to great visibility. But with the clever addition of accent spots, it can also highlight the merchandise on display. And the more shoppers see and engage with products, the more likely they are to

increase the value of their basket at the checkout. CoreLine Trunking Gen2 also delivers the consistent light effect that retailers need to replicate their store experience across their entire chain. Simplicity and functionality make it quick and easy to install – great for fast turnarounds during store refurbishments to minimize downtime and installation costs. As IoT becomes embedded into the retail experience, CoreLine can also function as the backbone for ever-more exciting digital experiences. Not online, but within the traditional four walls of the retail store.



CoreLine  
Trunking Gen2  
.....  
Perfect for your  
applications  
.....

## Right for Industry

Industrial facilities also demand well-lit environments. Here the focus is on compliance and cost savings – achieving the right light levels to meet industry norms, while keeping costs to an absolute minimum.

There is no one-size-fits-all solution. But the CoreLine Trunking Gen2 family has a good range of lengths, flux and beam angle options to cover the demands of a wide range of activities and ceiling heights. And crucially, the applications and benefits are crystal clear for industrial facility managers who are under pressure to make the right lighting choices.

Furthermore, just as in retail applications, CoreLine Trunking Gen2 can become the anchor point for smart IoT solutions. So it can also enable retailers to make data-driven decisions through valuable insights into ways that they can maximize energy savings. All while improving performance, productivity and safety.





# Six reasons why CoreLine Trunking Gen2 is the right choice



### **Simplicity**

CoreLine Trunking Gen2 is a single layer, pre-assembled trunking solution. With only two unique components needed to build a light line, it's quick and easy to understand, install and use.



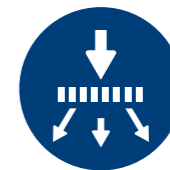
### **Covers a wide range of applications**

The portfolio is designed to meet the lighting requirements of every application. From retail supermarkets and hypermarkets, to industry production floors, distribution centers and warehouses.




### **High efficiency that lasts**

To maximize energy savings, the portfolio offers very high efficacy options (up to 165 lm/W). A choice of eight beams with up to 24,000 lm optimizes the lighting design per project layout. Plus the entire range offers L80 @50,000 hours, making it a reliable, long-lasting solution.



### **Color-consistent, uniform lighting**

Eight different beams are available. With a specially-designed lens portfolio, they deliver precisely the right light for each application - consistently, uniformly, and with no disturbing visual artefacts.



### **Ready to connect**

With a portfolio of dedicated sensor units, CoreLine Trunking Gen2 is Interact ready. A proposition that enables retail and industry customers to unlock its potential to make valuable, data-driven decisions.



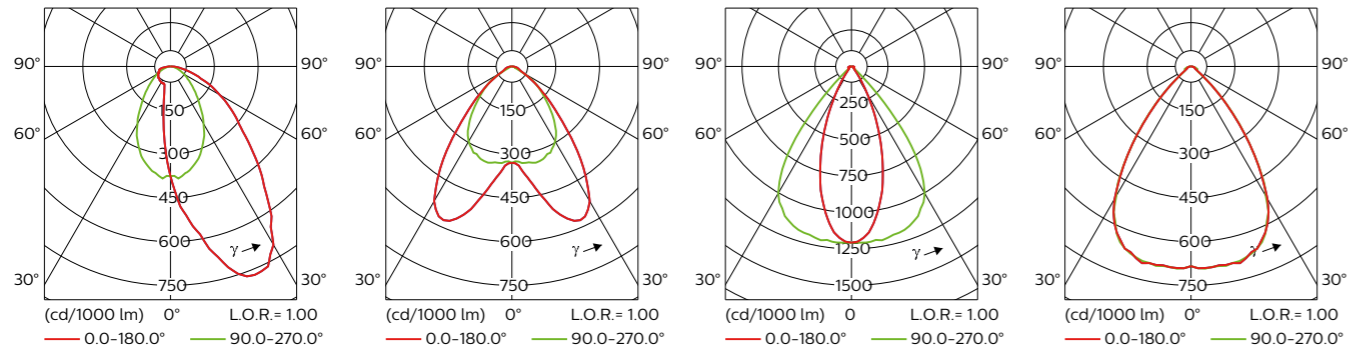
### **Emergency lighting option**

CoreLine Trunking Gen2 is also available with integrated, decentralized emergency lighting. This is fully-compliant with relevant norms and will provide sufficient illumination for a safe evacuation in the event of mains power failure.

# An overview of the optics

The CoreLine Trunking Gen2 portfolio comprises six optics and two diffuse light distributions. This provides the right illumination for the widest range of applications. Each option promises a smooth, continuous beam shape with no visible luminance or color discontinuity transitions on any surface.

## A choice of beam characteristics for Retail and Industry

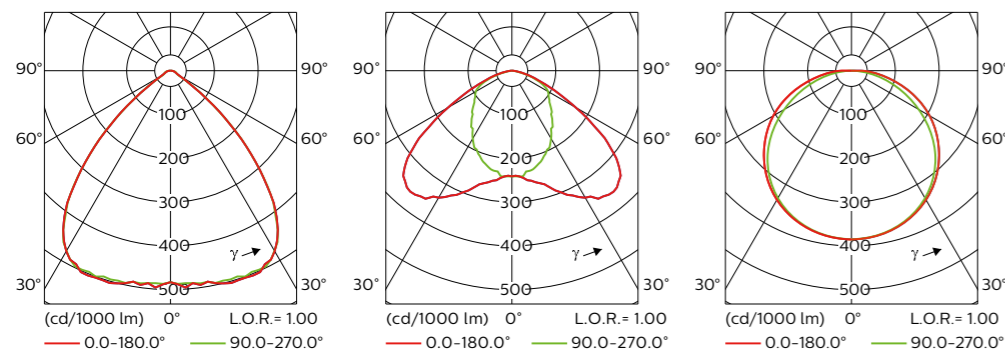


**A**  
(Asymmetric)  
• White board illumination in schools  
• Single-sided wall displays in retail

**DA25**  
(Double asymmetric)  
• Retail double-sided aisles  
• High illuminance of vertical planes at eye level

**NB**  
(Narrow beam)  
• High-ceilinged spaces in industry  
• High narrow aisles in warehouses and retail

**MB**  
(Medium beam)  
• General lighting in medium-high premises  
• Very efficient horizontal general lighting



**WB**  
(Wide beam)  
• General lighting in all applications – default optics  
• Cross wise retail aisles  
• Low-ceilinged retail aisles

**VWB**  
(Very wide beam)  
• Very wide and low-ceilinged retail aisles  
• Low-ceilinged spaces in industry

**O**  
(Diffuse beam)  
• Visual guidance in retail  
• Fully diffuse lighting without shadows

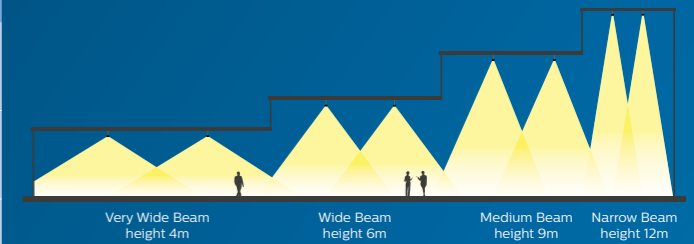
## A guide for Industry applications

There are three beam characteristics that are suitable for Industrial applications: a **wide beam** for general lighting, and a **medium beam** and **narrow beam** for illuminating narrow warehouse aisles in the most efficient way.

### Open spaces

Recommended optics in open spaces*	Mounting height of light line (m)				
	3	6	9	12	
Illuminance (lux)	750	WB	MB	NB	NB
	500	WB	MB	MB	NB
	300	WB	WB	MB	NB
	200	WB	WB	WB	MB

\*Depending on space dimensions




Wide, medium and narrow beam optics are recommended for open spaces.

### Industry warehouses

Recommended optics in warehouses*	Mounting height of light line (m)				
	3	6	9	12	
Illuminance (lux)	300	WB	MB	NB	NB
	200	WB	MB	NB	NB
	150	WB	MB	NB	NB

\*Depending on space dimensions



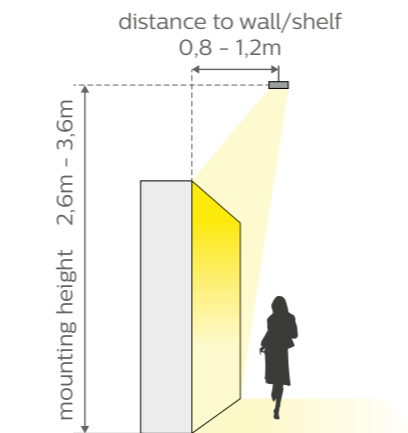
A combination of wide, medium and narrow beam optics are suitable for warehouses.

## A guide for Retail applications

Retail applications require a wide range of optics to cover different areas within the store. From **wide beams** for general lighting, to a **double asymmetric beam** to illuminate merchandise and promotions, and a **narrow beams** for high and narrow aisles.

### Retail walls

Mounting height (m)	Recommended optics in retail stores	Distance to wall/shelf (m)				
		0,8	0,9	1,0	1,1	1,2
3,6					A	A
3,4				A	A	A
3,2				A	A	A
3,0				A	A	A
2,8		A	A	A	A	A
2,6		A	A	A	A	A

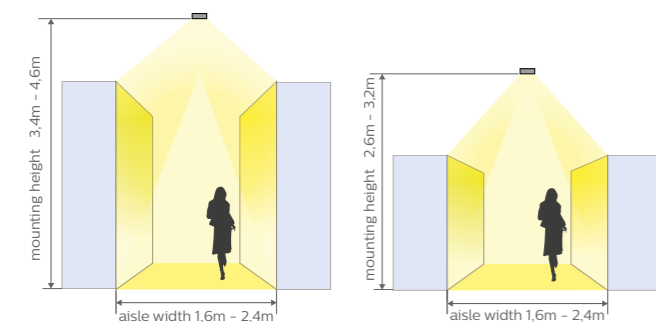
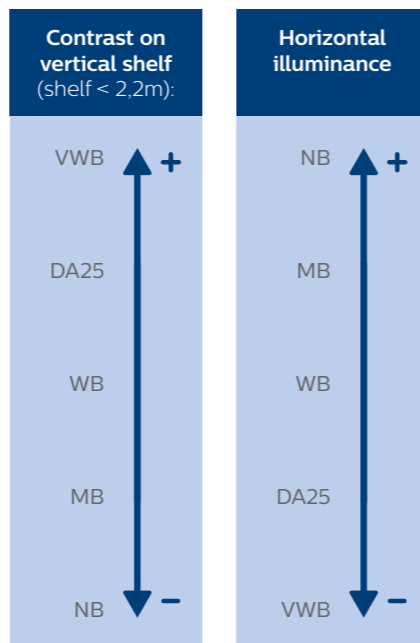


\*Height of wall is mounting height - 0,5m

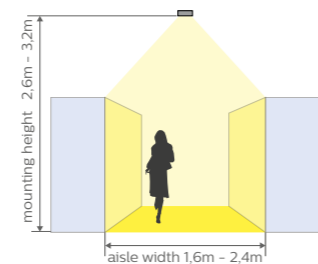
The asymmetric OptiSuit™ optic has a very wide application coverage.

### Retail aisles

Mounting height (m)	Recommended optics in retail aisles	Aisle width (m)				
		1,6	1,8	2,0	2,2	2,4
4,8*	DA25 MB NB	DA25 MB NB	DA25 MB NB	DA25 MB NB	DA25 MB NB	
3,2	WB MB	DA25 WB MB	DA25 WB MB	DA25 WB MB	DA25 WB	
3,0	DA25 WB MB	DA25 WB MB	DA25 WB MB	VWB DA25 WB	VWB DA25 WB	
2,8	VWB DA25 WB	VWB DA25 WB	VWB DA25 WB	VWB	VWB	
2,6	VWB DA25 WB	VWB DA25 WB	VWB	VWB	VWB	



Contrast on vertical shelf




Focus on horizontal illuminance

The balance between contrast on the vertical shelf and horizontal illuminance can be determined by varying the beam choice.

## Adding accent lighting to the light line

Designing a unique store ambience using only one light source would be impossible. That's why the CoreLine Trunking Gen2 Spot Unit can be connected to one of the Spot Baseplates. Projectors like GreenSpace Accent or StoreFit are functional additions to the light line that enable you to create a more engaging store ambience. The CoreLine lines of light help customers to find their destination, while the clever combination of line and accent lighting can create the kind of ambience that gives them a reason to stay in store longer and buy more.




To find out more about GreenSpace Accent and StoreFit that work with CoreLine Trunking Gen2, turn to page 25.





## Interact Retail: Unlocking the potential of CoreLine Trunking Gen2

Interact Retail software applications are specifically designed to bring together connected lighting systems (and the data that they collect) with your other smart retail solutions. Integrated with CoreLine Trunking Gen2, this enables you to maximize even more benefits from your lighting system.



### Scene management

Interact Retail Scene management allows you to create stunning and flexible retail spaces by using light to create memorable shopping experiences. You can easily adjust the lighting for different moments of the day, seasons and events to reinforce your brand, increase sales or boost return visits.



### Indoor navigation

Interact Retail Indoor navigation supports personalized, convenient shopping and boosts staff efficiency with hyper-accurate indoor positioning powered by technology that's embedded in LED luminaires. When integrated with a retailer app, it helps shoppers to find products, take advantage of pop-up promotions, or even see recipe suggestions for the ingredients they are about to purchase. For staff, it can help to guide them when restocking shelves or fulfilling an online order. Interact Retail Indoor navigation can be enabled with CoreLine Trunking Gen2 with VLC capabilities.



### Multisite management

This extension of Interact Retail provides an intuitive dashboard to monitor and manage all your retail spaces. Multisite management creates a network of connected stores, which allows you to monitor and manage multiple stores and retail distribution centers remotely from a single dashboard. This includes insights into energy savings and lighting failures, as well as managing lighting schedules and scenes for a chain of stores.

## Sensor units


Optimizing CoreLine Trunking Gen2 with Interact Retail

### Wireless group controller

- No home-run wires for cheaper, faster and easier installation.
- Option of individually dimmable groups for granular control.

### Bluetooth beacon

- Plugs easily into the backbone
- Offers extra possibilities, such as in-pocket notifications or reach where there is less light coverage.







## Interact Industry: Unlocking the potential of CoreLine Trunking Gen2

Interact Industry software applications are specifically designed to bring together connected lighting systems (and the data they collect) with your other smart industry solutions.

Interact Industry extends the value of connected lighting through lighting management and value-added applications that deliver insights and data. At the same time, the centralized lighting management module helps to reduce operational costs, track compliance, and plan maintenance more efficiently. Together this combination of factors helps you to make real-time, data-based decisions that can significantly improve your bottom line.

## Sensor units

To maximize the benefits of system connectivity, all sensor-ready CoreLine Trunking Gen2 products are compatible with Interact Industry.

LL200E\_IRE







## Customer story Aswaaq

Aswaaq is one of Dubai's leading supermarket chains - a local store that prides itself on international standards. As innovation is at the heart of everything they do, Aswaaq was looking for a smart, connected retail solution to enhance the experience for customers in their stores.

Our innovative trunking system with VLC capabilities provided the perfect infrastructure for their Interact Retail Indoor navigation solution. This resulted in a much-improved indoor experience for shoppers. At the same time, Aswaaq can now access far more relevant data that they can use to optimize their energy, efficiency, and costs.

“Generating data that is required to give customers a personalized experience is good, but having the application where you can navigate through the store is even better.”

Affai Al Khoori  
Deputy CEO at Aswaaq



## Customer story

# Carrefour Market Groisy

Provincia Group's Carrefour Market in Groisy is the first supermarket in France to be equipped with an intelligent lighting system designed specifically for supermarkets.

To implement this innovative lighting system, the 2000 m<sup>2</sup> area of the store was completely renovated by installing 375 new smart trunking units. Compared to the T8 tubes that Carrefour Market had been using previously, this new system achieves energy savings of 50%. The result: a highly innovative and efficient system that also provides greater visual comfort and uniformity to enhance the Carrefour Market shopping experience.

“

Innovation and comprehensiveness go hand in hand with this solution. The system allows us to manage the lighting effectively, while reducing energy consumption at the same time.”

Sebastien Giroutru  
General Services Manager





# Interpreting the product code

Family description	Version	Family description	Optics	Driver	Circuit Option	Emergency option
<b>LL212X</b> Unit 1,2m length	<b>N</b> standard range		<b>WB</b> Wide beam		<b>5x1.5</b> Cable of 5 conductors (5x1.5)	
<b>LL217X</b> Unit 1,7m length			<b>MB</b> Medium beam			
<b>LL234X</b> Unit 3,4m length	<b>HE</b> high efficacy	30S (3000lm) 53S (5300lm) 80S (8000lm)  45S (4500lm) 80S (8000lm) 120S (12000lm)  90S (9000lm) 160S (16000lm) 240S (24000lm)	<b>NB</b> Narrow beam	<b>PSU</b> Power supply unit	<b>7x1.5</b> Cable of 7 conductors (7x1.5)	<b>ELP3</b> Emergency lighting PRO (3h)  <b>ELB3</b> Emergency lighting Basic (3h)
			<b>DA25</b> Double asymmetrical	<b>PSD</b> Power supply unit DALI	<b>5x2.5</b> Cable of 5 conductors (5x2.5)	
			<b>A</b> Asymmetrical 20 deg.	<b>SRD</b> Sensor Ready Driver	<b>7x2.5</b> Cable of 7 conductors (7x2.5)	
			<b>VWB</b> Very wide beam		<b>9x1.5</b> Cable of 9 conductors (9x1.5)	
			<b>O</b> Lambertian (opal lenses)		<b>9</b> Cable of 9 conductors (7x2.5 + 2x1.5)	
			<b>PCO</b> Continuous Opal Lightline*1			

## Ordering codes

Description	12NC	EOC
LL212X 53S/840 1X PSU WB 5x1.5 HE	910925867495	871951410753300
LL217X 80S/840 1X PSD O 9 ELP3	910925867496	871951410754000
LL234X 160S/840 2XPSD WB 7x1.5 CLO-VLC HE	910925867497	871951410755700
LL217X 80S/840 1X PSD BV WB	910925867498	871951410756400
LL234X 240S/840 2X PSD BV WB CLO HE	910925867499	871951410757100
LL217X 120S/840 1X PSU WB 7x2.5 ELP3 HE	910925867501	871951410758800
LL217X 120S/840 1X PSD WB 9 ELB3 HE	910925867502	871951410759500
LL212X 53S/865 1X PSU WB 5x1.5	910925867503	871951410760100
LL212X 80S/865 1X PSD WB 7x2.5 HE	910925867504	871951410761800
LL217X 80S/840 1X PSU WB 7x2.5 ELB3	910925867505	871951410762500
LL217X 120S/840 1X PSU WB 5x2.5 HE	910925867506	871951410763200
LL217X 45S/830 1X PSD WB 7x1.5	910925867507	871951410764900
LL217X 45S/865 1X PSD WB 7x1.5 VLC	910925867508	871951410765600
LL217X 80S/840 1X PSD WB 7x2.5 VLC	910925867509	871951410766300
LL217X 45S/830 1X SRD WB 7x1.5	910925867510	871951410767000
LL217X 80S/840 1X SRD WB 9 ELP3 HE	910925867511	871951410768700
LL234X 240S/865 2X PSU WB 5x2.5 HE	910925867512	871951410769400
LL234X 160S/840 1X PSD WB 7x2.5	910925867513	871951410770000
LL234X 240S/830 2X SRD O 7x2.5 HE	910925867514	871951410771700
LL212X 53S/840 1X PSD WB 7x1.5	910925867515	871951410772400
LL217X 80S/865 1X PSU WB 7x1.5	910925867516	871951410773100
LL217X 120S/830 1X PSD WB 7x2.5 HE	910925867517	871951410774800
LL217X 80S/840 1X PSD WB 7x1.5	910925867518	871951410775500
LL217X 120S/840 1X PSU WB 7x2.5 HE	910925867519	871951410776200
LL217X 45S/840 1X SRD O 7x1.5	910925867520	871951410777900
LL217X 120S/840 1X SRD WB 7x2.5 HE	910925867521	871951410778600
LL212X 53S/840 1X PSD WB 7x1.5 HE	910925867522	871951410779300
LL212X 53S/840 1X PSD WB 7x2.5 HE	910925867523	871951410780900
LL212X 53S/840 1X PSU WB 5x2.5 HE	910925867524	871951410781600
LL217X 120S/840 1X PSU BV WB HE	910925867525	871951410782300
LL217X 120S/840 1X PSD WB 7x1.5 HE	910925867526	871951410783000
LL217X 120S/840 1X PSD WB 7x2.5 HE	910925867527	871951410784700
LL217X 120S/840 1X PSD WB 7x2.5 VLC HE	910925867528	871951410785400
LL217X 120S/840 1X PSU WB 5x1.5 HE	910925867529	871951410786100

Description	12NC	EOC
LL217X 80S/840 1X PSD O 7x2.5 HE	910925867530	871951410787800
LL217X 80S/840 1X PSD WB 7x2.5 HE	910925867531	871951410788500
LL217X 80S/840 1X PSD WB 7x2.5 VLC HE	910925867532	871951410789200
LL217X 80S/840 1X PSU WB 5x2.5 HE	910925867533	871951410790800
LL217X 80S/840 1X PSU WB 5x1.5 HE	910925867534	871951410791500
LL217X 80S/840 1X PSD O 7x2.5	910925867535	871951410792200
LL217X 80S/840 1X PSD WB 7x2.5	910925867536	871951410793900
LL217X 80S/840 1X PSU WB 5x1.5	910925867537	871951410794600
LL217X 80S/840 1X PSU WB 5x2.5	910925867538	871951410795300
LL234X 240S/840 2X PSD BV WB HE	910925867539	871951410796000
LL234X 160S/840 2X PSD WB 7x1.5 HE	910925867540	871951410797700
LL234X 160S/840 2X PSD WB 7x2.5 HE	910925867541	871951410798400
LL234X 160S/840 2X PSD WB 7x2.5 VLC HE	910925867542	871951410799100
LL234X 160S/840 2X PSU WB 5x1.5 HE	910925867543	871951410800400
LL234X 160S/840 2X PSU WB 5x2.5 HE	910925867544	871951410801100
LL234X 240S/840 2X PSD WB 7x1.5 HE	910925867545	871951410802800
LL234X 240S/840 2X PSD WB 7x2.5 HE	910925867546	871951410803500
LL234X 240S/840 2X PSD WB 7x2.5 VLC HE	910925867547	871951410804200
LL234X 240S/840 2X PSU WB 5x1.5 HE	910925867548	871951410805900
LL234X 240S/840 2X PSU WB 5x2.5 HE	910925867549	871951410806600
LL234X 160S/840 2X PSU BV WB	910925867550	871951410807300
LL234X 160S/840 2X PSD O 7x1.5	910925867551	871951410808000
LL234X 160S/840 2X PSD O 7x2.5	910925867552	871951410809700
LL234X 160S/840 2X PSD WB 7x1.5	910925867553	871951410810300
LL234X 160S/840 2X PSD WB 7x2.5	910925867554	871951410811000
LL234X 160S/840 2X PSD WB 7x2.5 VLC	910925867555	871951410812700
LL234X 160S/840 2X PSU O 5x1.5	910925867556	871951410813400
LL234X 160S/840 2X PSU O 5x2.5	910925867557	871951410814100
LL234X 160S/840 2X PSU WB 5x1.5	910925867558	871951410815800
LL234X 160S/840 2X PSU WB 5x2.5	910925867559	871951410816500
LL217X 80S/840 1X PSD WB 7x1.5 HE	910925867560	871951410817200
LL234X 90S/840 2X PSD WB 7x1.5	910925867561	871951410818900
LL212X 30S/830 1X PSD NB 7x1.5 VLC	910925868109	871951418116800
LL217X 80S/865 1X PSD NB 7x1.5 VLC HE	910925868117	871951418117500
LL234X 240S/840 2X PSD A 7x1.5 HE	910925868131	871951418123600
LL234X 160S/840 1X PSD A 7x1.5	910925868132	871951418124300
LL234X 160S/840 1x PSD WB 7x1.5	910925868205	871951419921700
LL234X 160S/840 2x PSD WB 7x1.5 VLC	910925868206	871951419922400
LL217X 80S/840 1x PSD WB 7x1.5 VLC	910925868207	871951419923100
LL217X 80S/840 1x PSD A 7x1.5	910925868208	871951419924800
LL234X 160S/840 2x PSD A 7x2.5 VLC	910925868209	871951419925500
LL217X 80S/840 1x PSD A 7x2.5 VLC	910925868210	871951419926200
LL234X 160S/840 2x PSD DA25 7x2.5 VLC	910925868211	871951419927900
LL217X 80S/840 1x PSD DA25 7x2.5 VLC	910925868212	871951419928600
LL234X 160S/840 2x PSU A 5x1.5	910925868213	871951419929300
LL217X 80S/840 1x PSU A 5x1.5	910925868214	871951419930900
LL234X 160S/840 2x PSU DA25 5x1.5	910925868215	871951419931600
LL217X 80S/840 1x PSU DA25 5x1.5	910925868216	871951419932300
LL234X 160S/840 2x PSU NB 5x1.5	910925868217	871951419933000
LL217X 80S/840 1x PSU NB 5x1.5	910925868218	871951419934700
LL234X 160S/840 1x PSD O 7x1.5	910925868220	871951419917000
LL217X 80S/840 1x PSD O 7x1.5	910925868221	871951419918700
LL234X 90S/840 2x PSU WB 5x1.5	910925868232	871951461792600
LL234X 90S/840 1x PSD WB 7x1.5	910925868233	871951461793300
LL217X 45S/840 1x PSU WB 5x1.5	910925868234	871951461794000
LL217X 45S/840 1x PSD WB 7x1.5	910925868235	871951461795700
LL217X 45S/840 1x PSU BV WB	910925868236	871951461796400
LL217X 45S/840 1x PSD BV WB	910925868237	871951461797100
LL217X 45S/840 1x PSU BV O	910925868238	871951461798800
LL217X 45S/840 1x PSD BV O	910925868239	871951461799500
LL217X 80S/840 1x PSU BV WB	910925868240	871951461800800
LL217X 80S/840 1x PSU BV O	910925868241	871951461801500
LL217X 80S/840 1x PSD BV O	910925868242	871951461802200
LL212X 53S/840 1x PSU DA25 5x1.5	910770217075	871951419881400
LL212X 53S/840 1x PSU WB 5x1.5	910770217076	871951419882100
LL212X 53S/840 1x PSU DA25 5x1.5	910770217075	871951419881400
LL212X 53S/840 1x PSU WB 5x1.5	910770217076	871951419882100






## Accessories overview

Image	Description	Function	12NC	EOC
	LL200Z MB-SW 2xEP CU7 WH	Starter kit	910925867562	871951410819600
	LL200Z MB-SW 2xEP CU9 WH	Starter kit	910925867563	871951410820200
	LL200Z SMB 2xEP CU7 WH	Starter kit for surface mounting	910925867575	871951410832500
	LL200Z MB-SW WH (2PCS)	Suspension bracket	910925867566	871951418854999
	LL200Z CB WH (5PCS)	Chain bracket	910925867567	871951418855699
	LL200Z SMB WH (5PCS)	Surface mounting bracket	910925867568	871951418856399
	LL200Z PB WH (5PCS)	Profile bracket	910925867569	871951418857099

Image	Description	Function	12NC	EOC
	LL200Z SW2-1250	Suspension wire l1250mm	910925867570	871951418858799
	LL200Z SW2-3000	Suspension wire l3000mm	910925867571	871951418859499
	LL200Z SW2-5000	Suspension wire l5000mm	910925867572	871951418860099
	LL200Z SMB-TPM SET	T profile accessory	910925867574	871951418862499
	LL200Z EP WH (6PCS)	End cap	910925867573	871951418861799
	LL200Z EC7-M-F (5PCS)	Feed in connector 7 wires	910925867564	871951418852599
	LL200Z EC9-M-F (4PCS)	Feed in connector 9 wires	910925867565	871951418853299
	LL200E BLE 7x2.5 WH	Bluetooth beacon sensor unit	910925867610	871951410866000
	LL200E BLE 9 WH	Bluetooth beacon sensor unit	910925867578	871951410835600
	LL200E WGC 7x2.5 WH	Wireless group control sensor unit	910925867609	871951410865300
	LL200E WGC 9 WH	Wireless group control sensor unit	910925867577	871951410834900



## Accessories overview

Image	Description	Function	12NC	EOC
	<b>LL200E IRE 7x2.5 WH</b>	Interact industry sensor unit	910925867608	871951410864600
	<b>LL200E IRE 9 WH</b>	Interact industry sensor unit	910925867576	871951410833200
	<b>LL200Z SPO 1xEC-F 7x2.5 L550 WH</b>	Spot unit with 1 connector	910925867611	871951418851899
	<b>LL200Z SPO 1xEC-F 9 L550 WH</b>	Spot unit with 1 connector	910925867579	871951418863199
	<b>LL212X 5x1.5 BC</b>	Blind unit l	910925867582	871951410839400
	<b>LL212X 7x1.5 BC</b>	Blind unit l	910925867583	871951410840000
	<b>LL212X 9x1.5 BC</b>	Blind unit l	910925867584	871951410841700
	<b>LL212X 5x2.5 BC</b>	Blind unit l	910925867585	871951410842400
	<b>LL212X 7x2.5 BC</b>	Blind unit l	910925867586	871951410843100
	<b>LL212X 9 BC</b>	Blind unit l	910925867587	871951410844800
	<b>LL217X 5x1.5 BC</b>	Blind unit l	910925867588	871951410845500
	<b>LL217X 7x1.5 BC</b>	Blind unit l	910925867589	871951410846200
	<b>LL217ZX 9x1.5 BC</b>	Blind unit l	910925867590	871951410847900
	<b>LL217X 5x2.5 BC</b>	Blind unit l	910925867591	871951410848600
	<b>LL217X 7x2.5 BC</b>	Blind unit l	910925867592	871951410849300
	<b>LL217X 9 BC</b>	Blind unit l	910925867593	871951410850900
	<b>LL234X 5x1.5 BC</b>	Blind unit l	910925867594	871951410851600
	<b>LL234X 7x1.5 BC</b>	Blind unit l	910925867595	871951410852300
	<b>LL234X 9x1.5 BC</b>	Blind unit l	910925867596	871951410853000
	<b>LL234X 5x2.5 BC</b>	Blind unit l	910925867597	871951410854700
<b>LL234X 7x2.5 BC</b>	Blind unit l	910925867598	871951410855400	
<b>LL234X 9 BC</b>	Blind unit l	910925867599	871951410856100	
	<b>LL200Z VLC Clip 3cm WH (10pcs)</b>	VLC separator clips	910925867580	871951410837000
	<b>LL200Z VLC Clip 5cm WH (10pcs)</b>	VLC separator clips	910925867581	871951410838700

## GreenSpace Accent for CoreLine Trunking Gen2

Description	12NC
ST321Y LED27S/830 PSU MB WH	910505101349
ST321Y LED27S/840 PSU WB WH	910505101350
ST321Y LED27S/PW930 DIA-VLC MB WH	910505101351
ST321Y LED39S/830 DIA-VLC MB WH	910505101352
ST321Y LED39S/840 PSU WB WH	910505101353
ST321Y LED39S/PW930 PSU MB WH	910505101354
ST321Y LED49S/830 DIA-VLC MB WH	910505101355
ST321Y LED49S/840 PSU WB WH	910505101356

## StoreFit for CoreLine Trunking Gen2

Description	12NC	Description	12NC
ST210Y LED19S/FMT PSU MB WH	910505101172	ST210Y LED27S/840 PSU WB WH	910771128111
ST210Y LED19S/FMT DIA MB WH	910505101173	ST210Y LED27S/840 PSU VWB WH	910771128112
ST210Y LED27S/830 PSU MB WH	910505101174	ST210Y LED27S/840 DIA WB WH	910771128113
ST210Y LED27S/830 DIA MB WH	910505101175	ST210Y LED27S/840 DIA VWB WH	910771128114
ST210Y LED27S/840 PSU MB WH	910505101176	ST210Y LED27S/PW930 PSU WB WH	910771128115
ST210Y LED27S/840 DIA MB WH	910505101177	ST210Y LED27S/PW930 PSU VWB WH	910771128116
ST210Y LED27S/PW930 PSU MB WH	910505101178	ST210Y LED27S/PW930 DIA WB WH	910771128117
ST210Y LED27S/PW930 DIA MB WH	910505101179	ST210Y LED27S/PW930 DIA VWB WH	910771128118
ST210Y LED39S/830 PSU MB WH	910505101180	ST210Y LED39S/830 PSU WB WH	910771128119
ST210Y LED39S/830 DIA MB WH	910505101181	ST210Y LED39S/830 PSU VWB WH	910771128120
ST210Y LED39S/840 PSU MB WH	910505101182	ST210Y LED39S/830 DIA WB WH	910771128121
ST210Y LED39S/840 DIA MB WH	910505101183	ST210Y LED39S/830 DIA VWB WH	910771128122
ST210Y LED39S/PW930 PSU MB WH	910505101184	ST210Y LED39S/840 PSU WB WH	910771128123
ST210Y LED39S/PW930 DIA MB WH	910505101185	ST210Y LED39S/840 PSU VWB WH	910771128124
ST210Y LED19S/FMT PSU WB WH	910771128103	ST210Y LED39S/840 DIA WB WH	910771128125
ST210Y LED19S/FMT PSU VWB WH	910771128104	ST210Y LED39S/840 DIA VWB WH	910771128126
ST210Y LED19S/FMT DIA WB WH	910771128105	ST210Y LED39S/PW930 PSU WB WH	910771128127
ST210Y LED19S/FMT DIA VWB WH	910771128106	ST210Y LED39S/PW930 PSU VWB WH	910771128128
ST210Y LED27S/830 PSU WB WH	910771128107	ST210Y LED39S/PW930 DIA WB WH	910771128129
ST210Y LED27S/830 PSU VWB WH	910771128108	ST210Y LED39S/PW930 DIA VWB WH	910771128130
ST210Y LED27S/830 DIA WB WH	910771128109		
ST210Y LED27S/830 DIA VWB WH	910771128110		



## Ordering table

CoreLine Trunking Gen2					
Line length (m)	Linear panel			Mounting accessories	Starter kit
	LL212X	LL217X	LL234X		
3,00	1	1		3	1
4,77	1		1	3	1
5,34		1	1	3	1
7,07			2	3	1
8,79		1	2	4	1
10,52			3	4	1
12,24		1	3	5	1
13,97			4	5	1
15,69		1	4	6	1
17,42			5	6	1
19,14		1	5	7	1
20,87			6	7	1
24,32			7	8	1
27,77			8	9	1
31,22			9	10	1
34,67			10	11	1
38,12			11	12	1
41,57			12	13	1
45,02			13	14	1
48,47			14	15	1
51,92			15	16	1
55,37			16	17	1
58,82			17	18	1
62,27			18	19	1
65,72			19	20	1
69,17			20	21	1
72,62			21	22	1
76,07			22	23	1
79,52			23	24	1
82,97			24	25	1
86,42			25	26	1
89,87			26	27	1
93,32			27	28	1
96,77			28	29	1
100,22			29	30	1
103,67			30	31	1
107,12			31	32	1
110,57			32	33	1
114,02			33	34	1
117,47			34	35	1
120,92			35	36	1

**Assumptions:**

- 1) Line is assumed to be fully occupied with light units
- 2) Default MCB considered is Type B 16A
- 3) Voltage drop from the mains to the beginning of the lightline is not considered
- 4) The voltage drop over the trunking line should not exceed 5%
- 5) Ask the installer for advice if line length exceed 120m (B-16A)
- 6) If you need other configurations, please contact your Philips representative







©2020 Signify Holding. All rights reserved. The information provided herein is subject to change, without notice. Signify does not give any representation or warranty as to the accuracy or completeness of the information included herein and shall not be liable for any action in reliance thereon. The information presented in this document is not intended as any commercial offer and does not form part of any quotation or contract, unless otherwise agreed by Signify.

Philips and the Philips Shield Emblem are registered trademarks of Koninklijke Philips N.V. All other trademarks are owned by Signify Holding or their respective owners.

[www.philips.com](http://www.philips.com)